



[www.sterlingwatertreatment.com](http://www.sterlingwatertreatment.com)

# Table Of Contents

## Softener Series

PWS1 Series .....	Page 4-5
PWS1HE Series .....	Page 6
PWS1CC Series .....	Page 7
PTS1 Series .....	Page 8-9
PTS1-HE Series .....	Page 10-11
SWS1 Series .....	Page 12-13
SWS1-HE Series .....	Page 14
SCCWS1 Series .....	Page 15
NES Series .....	Page 16-17
NES-HE Series .....	Page 18-19
INT2 Series .....	Page 20
NESCC Series .....	Page 21
N Series .....	Page 22-23
FES Series .....	Page 24-25
FS Series .....	Page 26-27

## Specialty Softeners

PSX Series .....	Page 28
PSCF1 Series .....	Page 29
SCT1 Series .....	Page 30
SPM1 Series .....	Page 31
SPM1-HE Series .....	Page 32

## Aeration Filters

PIF1 Series .....	Page 33
PIF1IP Series .....	Page 34
PIF1DOX Series .....	Page 35
POZ1 Series .....	Page 36
POZ1IP Series .....	Page 37
PKLX Series .....	Page 38
OXY2 Series .....	Page 39
OXY2-E Series .....	Page 40
OXY3 Series .....	Page 41
OXY3-E Series .....	Page 42
KLX2 Series .....	Page 43
KLX2-E Series .....	Page 44

## Backwash Filters

PCS1 Series .....	Page 45
PBF1 Series .....	Page 46
SCS1 Series .....	Page 47
SBF1 Series .....	Page 48
CS Series .....	Page 49
NEBW Series .....	Page 50
FEBW Series .....	Page 51
FBW Series .....	Page 52



# Table Of Contents

## Heavy Metals

PMR1 Series.....	Page 53
FEBW-Heavy Metal Series .....	Page 54

## Tannin

PTR1 Series .....	Page 55
FEST Series .....	Page 56

## Nitrates

PNR1 Series .....	Page 57
FESN Series .....	Page 58
FSN Series .....	Page 59

## Non-Backwashing Filters

DF Series.....	Page 60
DF Chloramine Series .....	Page 61
PUN1-DH Series.....	Page 62
UN Series .....	Page 63

## Drinking Water and Whole House

QCRO Series.....	Page 64
QCRO-PUMP Series .....	Page 65
DWSB Series.....	Page 66
DWSB-PERM Series .....	Page 67
CRS-3 Series.....	Page 68
Q1 Series.....	Page 69
NRS-1 Series.....	Page 70
HMX-1 Series .....	Page 71
S500SS Series .....	Page 72
Cartridge Filters .....	Page 73-76
Cartridge Filter Housings .....	Page 77-80
UVPC Series.....	Page 81-82

## Test Kits

TK192401 .....	Page 83
P-70 .....	Page 84

## Miscellaneous

Salt IQ.....	Page 85
Clack Valve Comparison .....	Page 86
Retention Tank Series .....	Page 87
Duke Aerator.....	Page 88-89
Resin and Filter Media Guide .....	Page 90



# STERLING

WATER TREATMENT

- *Cleaner laundry*
- *Sparkling dishes*
- *Plumbing protection*
- *Bottom line savings*
- *Extends the life of water using appliances*
- *Ready out of box to connect to 1" or 3/4" plumbing*

## ***PWS1 Series Water Softeners***

***PWS1 Series water softeners from Sterling bring system performance and ease of service to a new level.***



- **Mav and Relay Connections.** Valve capable of running no hard water valves, running in sequence, or operating a dosing pump.
- **Modular Design.** Provides quick servicing of the control. No bolts or screws means most repairs can be done without tools.
- **Adjustable Brine Fill Cycle Sequences.** Allows selection of pre-fill or post fill.
- **Push-button Simplicity.** All settings and information retrievable at your fingertips.
- **Adjustable Operation.** Intuitive controller allows for fully adjustable settings.
- **Suspended Backwashing System.** Scrubs iron and turbidity from the resin bed with each regeneration.
- **Non-corrosive Construction.** All components are made of fiberglass, stainless steel or similar materials to provide years of service without rust or corrosion.
- **Full Flow Bypass Valve.** Easy to use, two handle valve allows you to water the garden or yard with raw water. Large porting prevents pressure drop.
- **Hefty Brine Tank\*.** Large, 220 lb. capacity tank reduces the frequency of salt refill. Salt support platform keeps the salt dry and stops "mushing". Safety brine valve prevents overflow of salt brine.

\* Salt capacity does not apply to space saver or cabinet models.





# SPECIFICATIONS PWS1 SERIES

Model Number	Grain Capacity		Type of Regeneration	Flow Rate (gpm)		Resin Volume	Overall Dimensions			Salt Storage	Pipe Size
	Max.	Std.		Peak	Service		D	W	H		
PWS1-30	30,000	24,000	Meter	18	8	1.0	18"	27"	56"	220 lbs	3/4" & 1"
PWS1-45	45,000	36,000		18	12	1.5	18"	28"	62"		
PWS1-60	60,000	48,000		23	14	2.0	18"	30"	56"		
PWS1-75	75,000	60,000		22	18	2.5	18"	31"	62"		
PWS1-90	90,000	72,000		23	19	3.0	23"	37"	74"	600 lbs	
PWS1C30	30,000	24,000	Meter Compact	22	8	1.00	16"	23"	43"	120 lbs	

NOTE: Service flow rate of control valve with bypass and meter is 27gpm @ 15 psig drop.



**Our unique microprocessor based control head monitors system performance, water consumption and more...**

- Days since last regeneration
- Gallons since last regeneration
- Reserve based on water usage over last 21 days
- Water flow rates
- Peak flow over last seven days
- Total days since start-up
- Total gallons used since start-up
- Program cycle times

If the power fails, you only need to reset the clock.

All the settings and historical data will remain unchanged.

The Sterling PWS1 Series is designed to handle the most demanding household needs. Whether the water is from a municipal source or a private well, the PWS1 Series is highly effective in removing unwanted hardness minerals. Use the PWS1 Series alone or in combination with iron filters or neutralizers to tackle some of the most challenging water problems.

***The PWS1 Series gets the job done the first time.***

- Models to handle any size household, large or small
- Excellent softening capacity
- Programmable brine fill cycle sequence
- Simplified operator interface
- Built-in memory
- Programmable operation
- Mav and relay connections



***Available in a Space-saver model!***

Only 12" x 23" of floor space required and 43" in height.





- Salt & water savings
- 6 lbs of salt per cubic foot of resin
- Superior clearwater iron removal
- Less susceptible to fouling by iron
- More tolerant of chlorine
- Performs better than standard resin in water with elevated TDS
- Uses less water per regeneration than a standard water softener!
- Ready out of box to connect to 1" or 3/4" plumbing

## PWS1-HE Series

High Efficiency Water Softener



## A water softener you can feel good about!

Regenerates with only 6 lbs salt per cubic foot. This represents a 33% less salt per regeneration when compared to standard water softeners. Not only do you save substantial dollars, but you reduce the hassle of carrying salt.

PWS1-HE water softeners utilize a revolutionary new resin that has higher cross linkage resulting in less salt usage, greater softening capacity, better iron removal, and is more tolerant of chlorine.

Model Number	Grain Capacity		Type of Regeneration	Flow Rate (gpm)		Resin Volume	Overall Dimensions			Salt Storage	Pipe Size
	Max.	Std.		Peak	Service		D	W	H		
PWS1-30-HE	31,000	22,000	Meter	18	8	1.0	18"	27"	56"	220 lbs	3/4" & 1"
PWS1-45-HE	46,500	33,000		18	12	1.5	18"	28"	62"		
PWS1-60-HE	62,000	44,000		23	14	2.0	18"	30"	56"		
PWS1-75-HE	77,500	55,000		22	18	2.5	18"	31"	62"		
PWS1-90-HE	93,000	66,000		23	19	3.0	23"	37"	74"	600 lbs	
PWS1C-30-HE	31,000	22,000	Meter (space saver)	22	8	1.0	16"	23"	43"	120 lbs	

NOTE: Service flow rate of control valve with bypass and meter is 27gpm @ 15 psig drop.





# PWS1CC

## Compact Cabinet Series

- *Small Footprint*
- *Attractive Style*
- *Provides luxurious, soft water*
- *Meter Initiated*
- *Bypass Valve*
- *Built-in Carry Handles For Convenience*



### Powerful and Compact!

The PWS1CC Compact Cabinet Series is ideal where space is limited. These compact units maintain many of the same features used on the larger two tanks system, but does so with a much smaller footprint. This combined unit is easy to install, maintain and service.

Model Number	Grain Capacity		Type of Regeneration	Flow Rate (gpm)		Overall Dimensions			Pipe Size
	Max.	Std.		Peak	Service	D	W	H	
PWS1CC30	30,000	24,000	Meter	22	8	24"	12"	45"	3/4" & 1
PWS1CC40	39,000	32,000		19	10	24"	12"	50"	





# STERLING

WATER TREATMENT

- *Twin tanks provide continuous soft water*
- *15% savings in both water and salt*
- *Only pennies per day to operate*

## ***PTS1 Series***

***Electronic Twin Tank Water Softener  
Commercial/Residential***



### **Water Softening Process:**

Hard water enters the tank in service. As it passes through the resin, the hard water ions are attracted to the resin. By the time the water gets to the bottom of the tank, it's soft.

### **Regeneration Process:**

When the resin becomes saturated with hard water ions, the tank goes into regeneration. Brine water is injected into the tank and rinses the hard water ions off the resin and down the drain. Once the resin is free of the hard water ions, fresh, soft water rinses all the brine out, leaving the tank ready for service.

### **Twin tanks provide continuous soft water:**

With the Sterling electronic twin-tank softener system businesses/homes benefit from soft water 24 hours a day, seven days a week. Should your demand for soft water suddenly spike - for instance, from unexpected demand - the second tank of softened water is there as a backup, with an innovative quick connection for seamless switching between the tanks. Why is soft water so critical to businesses in the first place? Hard minerals in the water can clog plumbing lines, negatively affecting product taste and/or performance. Without soft water more soap and other additives are required to achieve desired results, and stains and mineral residue are common.





# PTS1 SERIES

## PTS1 Specifications

Model Number	Grain Capacity (per tank)		Type of Regeneration	Flow Rate (gpm)				Pipe Size
	Max.	Std.		Min.	Service	Peak	Backwash	
PTS1-30	30,000	24,000	Meter	0.25	8	18	2.2	3/4" & 1"
PTS1-45	45,000	36,000		0.25	12	18	2.7	
PTS1-60	60,000	48,000		0.25	14	23	3.2	
PTS1-75	75,000	60,000		0.25	18	22	4.2	
PTS1-90	90,000	72,000		0.25	19	23	5.3	



Dimensions				
Model Number	Overall Dimensions			Brine Tank H x W
	D	W	H	
PTS1-30	18"	48"	56"	18" x 33"
PTS1-45	18"	49"	62"	18" x 33"
PTS1-60	18"	51"	56"	18" x 33"
PTS1-75	18"	53"	62"	18" x 33"
PTS1-90	23"	62"	74"	23" x 42"





**STERLING**  
WATER TREATMENT

- *15% savings in both water and salt*
- *6 lbs of salt per cubic foot of resin*
- *Superior clearwater iron removal*
- *Less susceptible to fouling by iron*
- *More tolerant of chlorine*
- *Performs better than standard resin in water with elevated TDS*
- *Uses less water per regeneration than a standard water softener!*
- *Ready out of box to connect to 1" or 3/4" plumbing*

## ***PTS1-HE Series***

***Electronic Twin Tank Water Softener  
Commercial/Residential***



### **Twin tanks provide continuous soft water:**

With the Sterling electronic twin-tank softener system businesses/homes benefit from soft water 24 hours a day, seven days a week. Should your demand for soft water suddenly spike - for instance, from unexpected demand - the second tank of softened water is there as a backup, with an innovative quick connection for seamless switching between the tanks. .

## ***A water softener you can feel good about!***

PTS1-HE water softeners utilize a revolutionary new resin that has higher cross linkage resulting in less salt usage, greater softening capacity, better iron removal, and is more tolerant of chlorine.



# PTS1-HE SERIES

## PTS1 Specifications

Model Number	Grain Capacity (per tank)		Type of Regeneration	Flow Rate (gpm)				Pipe Size
	Max.	Std.		Min.	Service	Peak	Backwash	
PTS1-30-HE	31,000	22,000	Meter	0.25	8	18	2.2	3/4" & 1"
PTS1-45-HE	46,500	33,000		0.25	12	22	2.7	
PTS1-60-HE	62,000	44,000		0.25	16	24	3.2	
PTS1-75-HE	93,000	55,000		0.25	20	25	4.2	
PTS1-90-HE	93,000	66,000		0.25	21	28	5.3	



Dimensions				
Model Number	Overall Dimensions			Brine Tank H x W
	D	W	H	
PTS1-30-HE	18"	48"	56"	18" x 33"
PTS1-45-HE	18"	49"	62"	18" x 33"
PTS1-60-HE	18"	51"	56"	18" x 33"
PTS1-75-HE	18"	53"	62"	18" x 33"
PTS1-90-HE	23"	62"	74"	23" x 42"

PDF



PTS1-HE  
Manual



[www.sterlingwatertreatment.com](http://www.sterlingwatertreatment.com)



- *Cleaner laundry*
- *Sparkling dishes*
- *Plumbing protection*
- *Bottom line savings*
- *Extends the life of water using appliances*
- *Ready out of box to connect to 1" or 3/4" plumbing*

## ***SWS1 Series Water Softeners***

***SWS1 Series water softeners from Sterling bring system performance and ease of service to a new level.***



- **Modular Design.** Provides quick servicing of the control. No bolts or screws means most repairs can be done without tools.
- **Adjustable Brine Fill Cycle Sequences.** Allows selection of pre-fill or post fill.
- **Push-button Simplicity.** All settings and information retrievable at your fingertips.
- **Adjustable Operation.** Allow the flexibility to maximize salt efficiency and conserve water usage.
- **Suspended Backwashing System.** Scrubs iron and turbidity from the resin bed with each regeneration.
- **Non-corrosive Construction.** All components are made of fiberglass, stainless steel or similar materials to provide years of service without rust or corrosion.
- **Full Flow Bypass Valve.** Easy to use, two handle valve allows you to water the garden or yard with raw water. Large porting prevents pressure drop.
- **Hefty Brine Tank\*.** Large, 220 lb. capacity tank reduces the frequency of salt refill. Salt support platform keeps the salt dry and stops "mushing". Safety brine valve prevents overflow of salt brine.

\* Salt capacity does not apply to space saver or cabinet models.





# SPECIFICATIONS SWS1 SERIES

Model Number	Grain Capacity		Type of Regeneration	Flow Rate (gpm)		Resin Volume	Overall Dimensions			Salt Storage	Pipe Size
	Max.	Std.		Peak	Service		D	W	H		
SWS1-30	30,000	24,000	Meter	18	8	1.0	18"	27"	56"	220 lbs	3/4" & 1"
SWS1-45	45,000	36,000		18	12	1.5	18"	28"	62"		
SWS1-60	60,000	48,000		23	14	2.0	18"	30"	56"		
SWS1-75	75,000	60,000		22	18	2.5	18"	31"	62"		
SWS1C-30	30,000	24,000	Meter Compact	22	8	1.0	16"	23"	43"	120 lbs	

NOTE: Service flow rate of control valve with bypass and meter is 27gpm @ 15 psig drop.



**Our unique microprocessor based control head monitors system performance, water consumption and more...**

- Days since last regeneration
- Gallons since last regeneration
- Reserve based on water usage over last 21 days
- Water flow rates
- Peak flow over last seven days
- Total days since start-up
- Total gallons used since start-up
- Program cycle times

If the power fails, you only need to reset the clock.

All the settings and historical data will remain unchanged.

The Sterling SWS1 Series is designed to handle the most demanding household needs. Whether the water is from a municipal source or a private well, the SWS1 Series is highly effective in removing unwanted hardness minerals. Use the SWS1 Series alone or in combination with iron filters or neutralizers to tackle some of the most challenging water problems.

***The SWS1 Series gets the job done the first time.***

- Models to handle any size household, large or small
- Excellent softening capacity
- Programmable brine fill cycle sequence
- Simplified operator interface
- Built-in memory
- Programmable operation



***Available in a Space-saver model!***

Only 12" x 23" of floor space required and 43" in height.

PDF



SWS1  
Manual



[www.sterlingwatertreatment.com](http://www.sterlingwatertreatment.com)



- Salt & water savings
- 6 lbs of salt per cubic foot of resin
- Superior clearwater iron removal
- Less susceptible to fouling by iron
- More tolerant of chlorine
- Performs better than standard resin in water with elevated TDS
- Uses less water per regeneration than a standard water softener!
- Ready out of box to connect to 1" or 3/4" plumbing

## SWS1-HE Series

High Efficiency Water Softener



## A water softener you can feel good about!

Regenerates with only 6 lbs salt per cubic foot. This represents a 33% less salt per regeneration when compared to standard water softeners. Not only do you save substantial dollars, but you reduce the hassle of carrying salt.

SWS1-HE water softeners utilize a revolutionary new resin that has higher cross linkage resulting in less salt usage, greater softening capacity, better iron removal, and is more tolerant of chlorine.

Model Number	Grain Capacity		Type of Regeneration	Flow Rate (gpm)		Resin Volume	Overall Dimensions			Salt Storage	Pipe Size
	Max.	Std.		Peak	Service		D	W	H		
SWS1-30-HE	31,000	22,000	Meter	18	8	1.0	18"	27"	56"	220 lbs	3/4" & 1"
SWS1-45-HE	46,500	33,000		18	12	1.5	18"	28"	62"		
SWS1-60-HE	62,000	44,000		23	14	2.0	18"	30"	56"		
SWS1-75-HE	77,500	55,000		22	18	2.5	18"	31"	62"		
SWS1C-30-HE	31,000	22,000	Meter (space saver)	21	8	1.0	16"	23"	43"	120 lbs	

NOTE: Service flow rate of control valve with bypass and meter is 27gpm @ 15 psig drop.





# SCCWS1 Series

## Compact Cabinet

- *Small Footprint*
- *Attractive Style*
- *Provides luxurious, soft water*
- *Meter Initiated*
- *Bypass Valve*
- *Built-in Carry Handles For Convenience*



### Powerful and Compact!

The SCCWS1 Compact Cabinet Series is ideal where space is limited. These compact units maintain many of the same features used on the larger two tanks system, but does so with a much smaller footprint. This combined unit is easy to install, maintain and service.

Model Number	Grain Capacity		Type of Regeneration	Flow Rate (gpm)		Overall Dimensions			Pipe Size
	Max.	Std.		Peak	Service	D	W	H	
SCCWS1-30	30,000	24,000	Meter	22	8	24"	12"	45"	3/4" & 1"
SCCWS1-40	39,000	32,000		19	10	24"	12"	50"	





## ***NES Series Water Softeners***

***Easy to Use And Budget Friendly!***



**Easy To Program.** Just push the button to set the time of day and hardness.

**Safety Brine Valve.** Eliminates messy overflow should a malfunction occur.

**Optional Advanced Programming.** Adjustment of each cycle duration; regeneration time; and days over-ride.

**Salt Shelf.** Allows the use of inexpensive salt and reduces the chance of salt bridging and mushing.

**Rugged Resin Tank.** Fiberglass construction, will never rust or corrode.

**Vortex Distributor.** Scrubs the resin each regeneration to extend the life of the softener.

**Self Leveling Base.** Compensates for unlevel floor.

**Rugged Valve.** Motorized piston for years of trouble free service.

**Quick Release Drain Fitting.** No threads to Leak. Merely pull clip to remove drain fitting.

**Push-In Brine Line Fitting.** Eliminates confusing ferrules and nuts that can cause leaks.

**Stainless Steel Bypass.** Operate with single handle. 3/4" or 1" female threads.





# NES SERIES

## SPECIFICATIONS

Model Number	Grain Capacity		Flow Rate (gpm)		Salt Storage (lbs.)	Dimensions *Inlet Height				Pipe Size
	Max.	Min.	Peak	Service		A	*B	C	D	
NES-0.75-S	22,500	18,000	14	6	200	52"	45.75"	23"	15"	3/4" or 1"
NES-1-S	30,000	24,000	14	8	200	56"	49.75"	27"	15"	
NES-1-5-S	45,000	36,000	13	10	200	62"	56"	28"	15"	
NES-2-S	60,000	48,000	14	12	200	56"	49.75"	30"	15"	
NES-2-5-S	75,000	60,000	15	14	200	62"	56"	32"	18"	

NOTE: If a 1" bypass is desired change suffix to 1S, example NES-1-1S.

## SPACE-MAKER

Model Number	Grain Capacity		Flow Rate (gpm)		Salt Storage (lbs.)	Dimensions *Inlet Height				Pipe Size
	Max.	Min.	Peak	Service		A	*B	C	D	
NECS-0.75-S	22,500	18,000	14	6	150	43"	36.50"	23"	13"	3/4" or 1"
NECS-1-S	30,000	24,000	14	8	150	43"	36.50"	23"	13"	3/4" or 1"

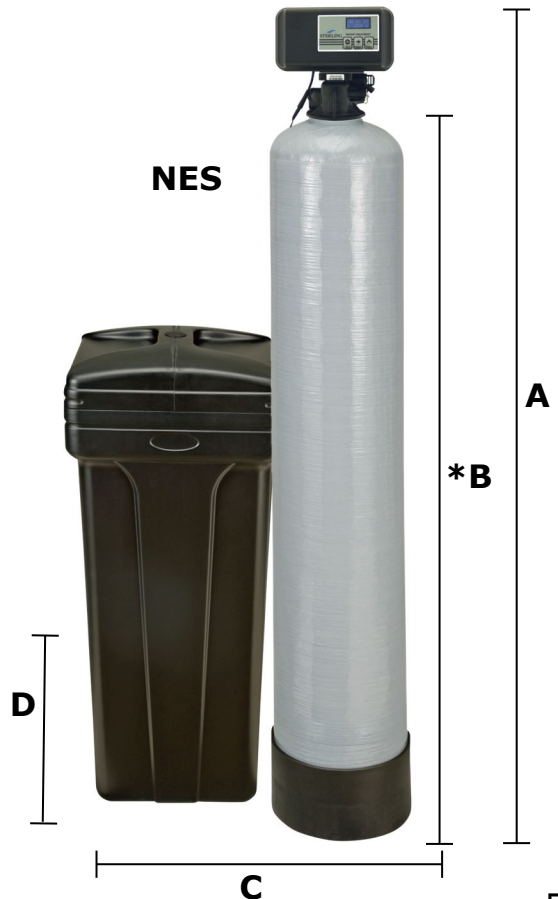
NOTE: If a 1" bypass is desired change suffix to 1S, example NECS-1-1S.

NOTE: Service flow rate of control valve (only) is 20gpm @ 15 psig drop.

**NECS**



**NES**



Softener  
Series

**STERLING**  
WATER TREATMENT

## ***NES-HE Series*** ***High Efficiency Water Softeners***

- 6 lbs. of salt per cubic foot of resin
- Superior clear-water iron removal
- HE resin is less susceptible to iron fouling
- Performs better than standard resin in water with elevated TDS



# NES-HE SERIES

## SPECIFICATIONS

Model Number	Grain Capacity		Flow Rate (gpm)		Salt Storage (lbs.)	Dimensions *Inlet Height				Pipe Size
	Max.	Std.	Peak	Service		A	*B	C	D	
NES-1-S-HE	31,000	22,000	14	8	160	56"	49.75"	24"	15"	3/4" or 1"
NES-1-5-S-HE	46,500	33,000	15	12	160	62"	56"	25"	15"	
NES-2-S-HE	62,000	44,000	16	13	220	56"	49.75"	30"	18"	

NOTE: If a 1" bypass is desired change suffix to 1S, example NES-1-1S-HE.

## SPACE-MAKER

Model Number	Grain Capacity		Flow Rate (gpm)		Salt Storage (lbs.)	Dimensions *Inlet Height				Pipe Size
	Max.	Std.	Peak	Service		A	*B	C	D	
NECS-1-S-HE	32,000	24,000	14	8	120	43"	36.50"	22"	13"	3/4" or 1"

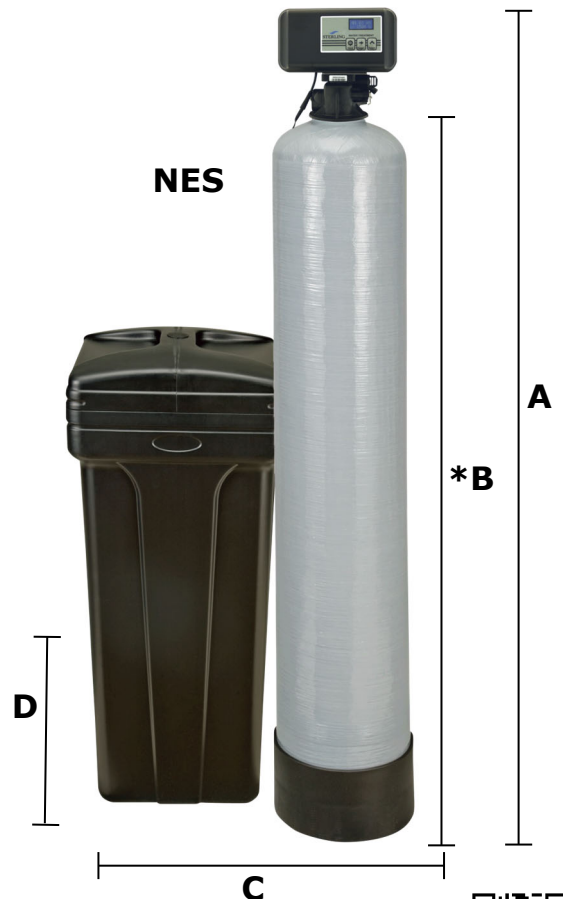
NOTE: If a 1" bypass is desired change suffix to 1S, example NECS-1-1S-HE.

NOTE: Service flow rate of control valve (only) is 20gpm @ 15 psig drop.

**NECS**



**NES**






## INT2 Series Water Softener

- Can be programmed to use as little as 4 lbs of salt per regeneration.
- Only 43 gallons of water used per regeneration.
- Effectively reduces clear water iron.
- Extremely small footprint. Fits where other water softeners won't.



Although this is a two tank system it is 20 square inches smaller than a typical cabinet one piece water softener. The two tanks can be separated by up to 15 feet. The salt storage tank can be located on either side of the resin tank or directly in front of it.



Model Number	Grain Capacity		Flow Rate (gpm)		Salt Storage (lbs.)	Dimensions *Inlet Height				Pipe Size
	Max.	Std.	Peak	Service		A	*B	C	D	
INT2-S	30,000	24,000	14	8	120	44"	36.50"	13"	28"	3/4" or 1"

Replace "-S" suffix with "-1S" for 1" bypass.







## **NESCC**

### **Compact Cabinet Series**

- *Small Footprint*
- *Attractive Style*
- *Provides luxurious, soft water*
- *Meter Initiated*
- *Stainless Steel Bypass Valve*



Model Number	Grain Capacity		Type of Regeneration	Flow Rate (gpm)		Overall Dimensions		
	Max.	Std.		Peak	Service	W	H	D
NESCC-1-S	30,000	24,000	Meter/ Time Clock	14	8	12"	45"	24"
NESCC-1.3-S	40000	30,000		15	10	12"	50"	24"





- *Cleaner Laundry*
- *Sparkling Dishes*
- *Protects plumbing*
- *Affordable*

## N & NMS Series

### Water Softener



N & NMS Series water softeners from Sterling are designed to effectively treat most common hard water problems found in either municipal or well water sources. The N & NMS Series models are affordable and efficient to operate in removing unwanted hardness and minerals from your household water.

- **Corrosion-Resistant Construction.** The entire system utilizes stainless steel, fiberglass, and polyethylene so rust and corrosion are eliminated.
- **Heavy-Duty Brine Maker.** Large salt capacity minimizes frequency of salt refill.
- **Meter Regeneration.** Monitors water usage and initiates regeneration according to the water volume consumed.
- **Rugged Motorized Piston Control Valve.** Provides years of dependable service. Can be programmed to handle severe hardness, yet provide maximum salt efficiency.
- **Safety Brine Valve.** Prevents messy overflow of brine tank during power outage or system malfunction.
- **Salt Support Platform.** Allows the use of any type of water softener salt. Minimizes "salt mushing" and necessity of frequent cleaning.

## N & NMS Series

Model Number	Grain Capacity		Type of Regeneration	Flow Rate (gpm)		Overall Height (Inches)	Salt Storage (lbs.)	Pipe Size
	Max.	Std.		Peak	Service			
N-0.75-S	22,500	18,000	Time Clock	12	6	52"	160	3/4" or 1"
N-1-S	30,000	24,000		13	8	56"	160	
N-1-5-S	45,000	36,000		13	10	62"	160	
N-2-S	60,000	48,000		14	12	56"	220	
N-2-5-S	75,000	60,000		15	14	62"	220	
NMS-0.75-S	22,500	18,000	Metered	12	6	52"	160	
NMS-1-S	30,000	24,000		13	8	56"	160	
NMS-1-5-S	45,000	36,000		13	10	62"	160	
NMS-2-S	60,000	48,000		14	12	56"	220	
NMS-2-5-S	75,000	60,000		15	14	62"	220	

Replace "-S" suffix with "-1S" for 1" bypass.



## **NC & NMCS Space Saver Series water softeners provide full performance in a compact size.**

- **Small Footprint.** The dimensions of this unit is only 13" x 22" x 43".
- **Loaded with Features.** All the same benefits as the standard N & NMS Series.
- **Optional Meter Regeneration.** Monitors water usage and initiates regeneration according to the water volume consumed.
- **Rugged Motorized Piston Control Valve.** Provides years of dependable service. Can be programmed to handle severe hardness, yet provide maximum salt efficiency.
- **Safety Brine Valve.** Prevents messy overflow of brine tank during power outage or system malfunction.

### **NC & NMCS Space-Maker**

Model Number	Grain Capacity		Type of Regeneration	Flow Rate (gpm)		Overall Height (Inches)	Salt Storage (lbs.)	Pipe Size
	Max.	Std.		Peak	Service			
NC-1-S	30,000	24,000	Time Clock	13	8	43"	120	3/4" or 1"
NMCS-1-S	30,000	24,000	Metered	13	8	43"	120	

Replace "-S" suffix with "-1S" for 1" bypass.



**NMCS**





**STERLING**  
WATER TREATMENT

- *Cleaner laundry*
- *Sparkling dishes*
- *Plumbing protection*
- *Bottom line savings*
- *Extends the life of water using appliances*

## ***FES Series Water Softeners***

*With Advanced Controls*



*FES Series meter initiated water softeners from Sterling bring system performance and ease of service to a new level.*



- **Push-button Simplicity.** All settings and information retrievable at your fingertips.
- **Backlight Display.** Easy to read in dark areas.
- **Adjustable Regeneration Cycle Sequences.** Programming can be adjusted to handle your exact water conditions.
- **Adjustable Regeneration Cycle Durations.** Allow the flexibility to maximize salt efficiency and conserve water usage.
- **Vortex Backwash System.** Scrubs iron and turbidity from the resin bed with each regeneration.
- **Non-corrosive Construction.** All components are made of fiberglass, stainless steel or similar materials to provide years of service without rust or corrosion.
- **Hefty Brine Tank.** Large, 200 lb. capacity tank reduces the frequency of salt refill. Salt support platform keeps the salt dry and stops "mushing". Safety brine valve prevents overflow of salt brine.
- **Stainless Steel Bypass Valve.** Easy to use. Available in 3/4" or 1".





# FES SERIES


## SPECIFICATIONS

Model Number	Grain Capacity		Flow Rate (gpm)		Salt Storage (lbs.)	Dimensions *Inlet Height				Pipe Size
	Max.	Min.	Peak	Service		A	*B	C	D	
FES24	22,500	18,000	13	6	200	54"	42-1/2"	24"	16"	3/4" or 1" (-1 suffix)
FES30	30,000	24,000	14	8	200	57"	50-1/2"	26"	16"	
FES45	45,000	36,500	14	12	200	64"	56-1/2"	26"	16"	
FES60	60,000	48,000	16	13	200	58"	50-1/2"	28"	16"	
FES75	75,000	60,000	16	14	200	64"	56-1/2"	29"	16"	
FES90	90,000	72,000	17	15	600	77"	69-3/4"	39"	25"	

## SPACE-MAKER

Model Number	Grain Capacity		Flow Rate (gpm)		Salt Storage (lbs.)	Dimensions *Inlet Height				Pipe Size
	Max.	Min.	Peak	Service		A	*B	C	D	
FECS24	22,500	18,000	16	6	150	44"	37-1/2"	23"	15"	3/4"
FECS30	30,000	24,000	16	8	150	44"	37-1/2"	23"	15"	

NOTE: Service flow rate of control valve with bypass and meter is 18gpm @ 15 psig drop.



# STERLING

WATER TREATMENT

- *Cleaner laundry*
- *Sparkling dishes*
- *Plumbing protection*
- *Bottom line savings*
- *Extends the life of water using appliances*

## ***FS Series***

***Setting the standard for Water Softener Durability***



FS Series water softeners from Sterling are designed to provide many years of dependable service. In addition to durability, they are designed to conserve salt and water. For enhanced iron handling, “High Efficiency” models significantly outperform standard systems.

- **Rugged Motorized Piston Control Valve.** Heavy-duty drive motor with gear reduction box provides power to stand up to the worst iron, manganese, scale and hardness. Every cycle is programmable, so it can be adjusted to your water condition. The most popular model uses only 43 gallons of water per regeneration. Full, one-inch porting reduces pressure drop.
- **Full Flow Bypass Valve.** Simple quarter turn of the handle takes the unit off stream. This is ideal for watering the yard or to provide water if a malfunction occurs.
- **Vortex Backwash System.** Scrubs resin clean of iron and turbidity.
- **Safety Brine Valve.** Float actuated safety backup prevents messy overflow of brine tank during power outage.
- **Non-corrosive Construction.** Components are stainless steel, fiberglass and polyethylene, eliminating rust and corrosion problems.
- **Salt Support Assembly.** Elevates the salt above the water to prevent salt “mushing” and allows the use of all types of water softener salt.



# FS SERIES

The FS Series water softeners offer advanced features to effectively remove unwanted hardness or minerals from your household water. An adjustable control valve allows for longer or shorter cycle times as required by your particular quality of water.

The FS “High Efficiency” Models uses 33 % less salt per regeneration than standard water softeners. Additionally HE resin provides greater iron reduction and less pressure drop than either standard or fine mesh resins.

**The FS Series gets the job done the first time.**

- superior iron removal and high softening capacity
- adjustable cycle times
- models to handle any size household, large or small
- saves on water and salt usage
- simplified operator interface
- time clock or metered-use regeneration

### Optional features

- 1” inlet/outlet valve
- decorative tank jacket
- stainless steel bypass valve



**Now available in a space-saver model!**

Only 12” x 23” of floor space required and 45” in height.

## FS, FSM & -HE Specifications

Model Number	Grain Capacity		Type of Regeneration	Flow Rate (gpm)		Resin Volume	Overall Dimensions			Salt Storage	Pipe Size	
	Max.	Std.		Peak*	Service**		D	W	H			
FS24	22,500	18,000	Time Clock or Meter (FSM)	13	6	0.75	14”	23”	53”	300 lbs.	3/4” or 1” (-1 Suffix)	
FS30	30,000	24,000		14	8	1.00	14”	24”	57”			
FS45	45,000	36,000	Standard Hi Cap Resin	14	12	1.50	14”	25”	63”			
FS60	60,000	48,000		16	13	2.00	14”	27”	57”			
FS75	75,000	60,000		16	14	2.50	18”	28”	63”			
FS24-HE	27,000	20,250	Time Clock or Meter (FSM)	16	6	0.75	14”	23”	53”	300 lbs.		3/4” or 1” (-1 Suffix)
FS30-HE	36,000	27,000		17	8	1.00	14”	24”	57”			
FS45-HE	54,000	40,500	High Efficiency Resin	17	12	1.50	14”	25”	63”			
FS60-HE	72,000	54,000		18	15	2.00	14”	27”	57”			
FS75-HE	90,000	67,500		18	15	2.50	18”	28”	63”			
FSL24	22,500	18,000	Space Saver TC or Mtr (FSM)	16	6	0.75	12”	23”	44”	125 lbs.	3/4” or 1” (-1 Suffix)	
FSL30	30,000	24,000		16	8	1.00	12”	23”	44”			
FSL24-HE	27,000	20,250	High Efficiency Space Saver TC or Mtr (FSM)	18	6	0.75	12”	23”	44”			
FSL30-HE	36,000	27,000		18	8	1.00	12”	23”	44”			

**NOTE: High Efficiency resin uses 33% less salt per regeneration & provides superior iron reduction**







- Reduces staining
- Sparkling dishes
- Bottom line savings
- Brighter laundry
- Protects plumbing

## PSX1 Series

**Hardness Reduction, Mechanical Filtration with Media Bed Disinfection**

- **Automatic Chlorine Generator.** Disinfects the unit and reduces iron and sulfur bacteria each regeneration.
- **Two Units in One.** Removes iron and hardness. Zeolite provides excellent filtration and chlorine resistant resin removes iron and hardness through ion exchange.
- **Adjustable Control.** Programming can be set to handle your water conditions.
- **Non-Corrosive Construction.** All components are made of fiberglass, stainless steel, or similar materials to provide many years of service.
- **Rugged Mechanical Piston Valve.** No solenoids or flapper valves to stick.
- **Full Flow Bypass Valve.** Easy to use, two handle valve allows you to water the garden or yard with raw water. Large porting prevents pressure drop.



**Chlorine Generator**

Picture may not be exact representation of product.

Model Number	Grain Capacity		Type of Regeneration	Flow Rate (gpm)		Overall Dimensions			Pipe Size
	Max.	Std.		Peak	Service	D	W	H	
PSX1-30	30,000	24,000	Meter/Time Clock	18	12	18"	28"	62"	3/4" & 1"
PSX1-45	45,000	36,000		23	14	18"	30"	56"	
PSX1-60	60,000	48,000		22	18	18"	31"	62"	
PSX1-75	75,000	60,000		23	19	18"	31"	74"	

NOTE: Service flow rate of control valve with bypass and meter is 27gpm @ 15 psig drop.





- **Reduces chlorine, taste & odor**
- **Protects softener resin from deterioration by chlorine**
- **Provides luxurious, great tasting soft water**
- **Ready out of box to connect to 1" or 3/4" plumbing**

## PSCF1 Series

Stacked Carbon Filter and Softener

- **Modular Design.** Provides quick servicing of the control. No bolts or screws means most repairs can be done without tools.
- **One Unit.** Does the job of two pieces of equipment, carbon filter and water softener.
- **Push-button Simplicity.** All settings and information retrievable at your fingertips.
- **Easy to Install.** One control valve to plumb.
- **Non-corrosive Construction.** All components are made of fiberglass, stainless steel or similar materials to provide years of service without rust or corrosion.
- **Full Flow Bypass Valve.** Easy to use, two handle valve allows you to water the garden or yard with raw water. Large porting prevents pressure drop.
- **Replaceable Carbon Filter.** Top carbon tank can be removed and replaced with fresh carbon.
- **Hefty Brine Tank\*.** Large, 220 lb. capacity tank reduces the frequency of salt refill. Salt support platform keeps the salt dry and stops "mushing". Safety brine valve prevents overflow of salt brine.

\* Salt capacity does not apply to space saver or cabinet models.



Model Number	Media cu. ft.	Backwash Rate (gpm)	Flow Rate (gpm)		Overall Dimensions			Pipe Size
			Peak	Service	D	W	H	
PSCF1-30	1.0	2.2	10	3	18"	28"	63"	3/4" & 1"

NOTE: Service flow rate of control valve with bypass and meter is 20gpm @ 15 psig drop. Actual product color may vary from picture.



PSCF1 Manual





- Reduces chlorine, taste & odor
- Protects softener resin from deterioration by chlorine
- Provides luxurious, great tasting soft water

## SCT1 Series

Carbon Filter/Softener



- **One Unit.** Saves space by doing the job of two pieces of equipment. A carbon filter and a water softener.
- **Easy to Install.** One control valve, come ready out of the box to plumb to either 3/4" or 1" piping.
- **Full Flow Bypass Valve.** Simple to use valve allows you to bypass the system for lawn irrigation.
- **Simple Maintenance.** Merely add salt periodically and re-bed the carbon filter if it ever becomes exhausted.
- **Hefty Brine Tank.** Large, 220 lb. capacity tank reduces the frequency of salt refill. Salt support platform keeps the salt dry and stops "mushing". Safety brine valve prevents overflow of salt brine.

Model Number	Grain Capacity		Type of Regeneration	Flow Rate (gpm)		Resin Volume	Overall Dimensions			Salt Storage	Pipe Size
	Max.	Std.		Peak	Service		D	W	H		
SCT1-30	30,000	24,000	Meter Or Time clock	18	8	1.0	18"	42"	64"	220 lbs	3/4" & 1"
SCT1-45	45,000	36,000		18	12	1.5	18"	44"	70"		
SCT1-60	60,000	48,000		22	16	2.0	18"	48"	64"		
SCT1-75	75,000	60,000		22	18	2.5	18"	50"	70"		








- Solid State Processor
- 9V Battery Operated
- Reduces Staining
- Brighter Laundry
- Bottom Line Savings
- Protects Plumbing

## SPM1 Series

### Hardness Reduction System



- **Automatic Solar Panel.** Solar panel recharges batteries used for regeneration. No wall charger or outlet needed.
- **Battery Operated.** Rechargeable nickel metal hydride batteries are included and installed with each system.
- **Two Units in One.** Removes clear water iron and hardness.
- **Optional Double Backwash.** Programming can be set to optimize regeneration, cleaning ability, and efficiency.
- **Non-Corrosive Construction.** All components are made of fiberglass, plastic, or similar materials to provide many years of service.
- **Fully Adjustable Cycle Times.** Adjustable cycles times means less water used for regeneration and less waste.
- **Full Flow Bypass Valve.** Simple to use valve allows you to bypass the unit for lawn sprinkling or during softener maintenance.

Model Number	Grain Capacity		Type of Regeneration	Flow Rate (gpm)		Resin Volume	Overall Dimensions			Salt Storage	Pipe Size
	Max.	Std.		Peak	Service		D	W	H		
SPM1-30	30,000	24,000	Meter	18	8	1.0	18"	27"	56"	220 lbs	3/4" & 1"
SPM1-45	45,000	36,000		18	12	1.5	18"	28"	62"		
SPM1-60	60,000	48,000		23	14	2.0	18"	30"	56"		
SPM1-75	75,000	60,000		22	18	2.5	18"	31"	62"		





- Solid State Processor
- 9V Battery Operated
- 6 lbs of salt per cubic foot of resin
- Uses less water per regeneration than a standard water softener
- Bottom Line Savings
- Protects Plumbing
- Less susceptible to fouling by iron

## SPM1-HE Series

### Hardness Reduction System

Solar Panel



Less Waste



- **Automatic Solar Panel.** Solar panel recharges batteries used for regeneration. No wall charger or outlet needed.
- **Battery Operated.** Rechargeable nickel metal hydride batteries are included and installed with each system.
- **Salt Savings.** Compared to standard High Capacity Resin HE units use 30% less salt per regeneration.
- **Two Units in One.** Removes clear water iron and hardness.
- **Optional Double Backwash.** Programming can be set to optimize regeneration, cleaning ability, and efficiency.
- **Non-Corrosive Construction.** All components are made of fiberglass, plastic, or similar materials to provide many years of service.
- **Fully Adjustable Cycle Times.** Adjustable cycles times means less water used for regeneration and less waste.
- **Full Flow Bypass Valve.** Simple to use valve allows you to bypass the unit for lawn sprinkling or during softener maintenance.

Model Number	Grain Capacity		Type of Regeneration	Flow Rate (gpm)		Resin Volume	Overall Dimensions			Salt Storage	Pipe Size
	Max.	Std.		Peak	Service		D	W	H		
SPM1-30-HE	31,000	22,000	Meter	18	8	1.0	18"	27"	56"	220 lbs	3/4" & 1"
SPM1-45-HE	46,500	33,000		18	12	1.5	18"	28"	62"		
SPM1-60-HE	62,000	44,000		23	14	2.0	18"	30"	56"		
SPM1-75-HE	77,500	55,000		22	18	2.5	18"	31"	62"		






- *Reduces stains*
- *Eliminates odors*
- *Brighter laundry*
- *Protects plumbing great tasting soft water*
- *Ready out of box to connect to 1" or 3/4" plumbing*

## PIF1 Series

*Air Injection Oxidizing System  
(Single Tank, Empty)*



- **Media Separate.** Filter comes less media for installer customization.
- **No Chemicals.** A chemical regenerant is not required.
- **No In-Line Venturi to Plug or Adjust.**
- **No Air Compressor.** The noise and expense of compressors are eliminated.
- **No Air Release Valve Required.**
- **Small Footprint.** Small footprint allows for ease of installation.
- **Rugged Mechanical Piston Valve.** No solenoids or flapper valves to stick.
- **Full Flow Bypass Valve.** Easy to use, two handle valve allows you to water the garden or yard with raw water. Large porting prevents pressure drop.

Model Number	Media cu. ft.	Backwash Rate (gpm)	Flow Rate (gpm)		Overall Dimensions			Pipe Size
			Peak	Service	D	W	H	
PIF1-10	1.0	5.3	10	5	16"	11"	62"	3/4" & 1"
PIF1-15	1.5	7.5	14	8	16"	13"	56"	
PIF1-20	2.0	9	17	9	16"	14"	62"	
PIF1-25	2.5	11	19	11	16"	15"	74"	

NOTE: Add suffix "-DH" if a dome hole is desired. Ex: PIF1-10-DH








- **Reduces stains**
- **Eliminates odors**
- **Brighter laundry**
- **Protects plumbing**
- **Corrects acid water conditions**

## PIF1-IP Series

*Air Injection Oxidizing System  
(Single Tank, Iron Pro Media)*



- **No Chemicals.** A chemical regenerant is not required.
- **No In-Line Venturi to Plug or Adjust.**
- **No Air Compressor.** The noise and expense of compressors are eliminated.
- **No Air Release Valve Required.**
- **Small Footprint.** Small footprint allows for ease of installation.
- **Rugged Mechanical Piston Valve.** No solenoids or flapper valves to stick.
- **Full Flow Bypass Valve.** Easy to use, two handle valve allows you to water the garden or yard with raw water. Large porting prevents pressure drop.
- **Automatic pH Adjustment.** Specialty filter media automatically adjusts Ph for iron & manganese reduction.

Model Number	Media cu. ft.	Backwash Rate (gpm)	Flow Rate (gpm)		Overall Dimensions			Pipe Size
			Peak	Service	D	W	H	
PIF1-10-IP	1.0	5.3	10	5	16"	11"	62"	3/4" & 1"
PIF1-15-IP	1.5	7.5	14	8	16"	13"	56"	
PIF1-20-IP	2.0	9	17	9	16"	14"	62"	
PIF1-25-IP	2.5	11	19	11	16"	15"	74"	

NOTE: Add suffix "-DH" if a dome hole is desired. Ex: PIF1-10-IP-DH






- Reduces stains
- Reduces Iron
- Eliminates odors
- Brighter laundry
- Protects plumbing
- Ready out of box to connect to 1" or 3/4" plumbing

## PIF1D-OX Series

*Air Injection Oxidizing System  
(Dual Tank, Standard OXY Media)*



- **No Chemicals.** A chemical regenerant is not required.
- **No In-Line Venturi to Plug or Adjust.**
- **No Air Compressor.** The noise and expense of compressors are eliminated.
- **No Air Release Valve Required.**
- **Small Footprint.** Small footprint allows for ease of installation.
- **Rugged Mechanical Piston Valve.** No solenoids or flapper valves to stick.
- **Full Flow Bypass Valve.** Easy to use, two handle valve allows you to water the garden or yard with raw water. Large porting prevents pressure drop.

Model Number	Media cu. ft.	Backwash Rate (gpm)	Flow Rate (gpm)		Overall Dimensions			Pipe Size
			Peak	Service	D	W	H	
PIF1D-10-OX	1.0	5.3	10	7	16"	28"	71"	3/4" & 1"
PIF1D-15-OX	1.5	5.3	10	7	16"	28"	71"	
PIF1D-20-OX	2.0	7.5	14	9	17"	30"	65"	
PIF1D-30-OX	3.0	11	19	11	18"	39"	83"	





- **Reduces stains**
- **Eliminates odors**
- **Brighter laundry**
- **Protects plumbing**
- **Ready out of box to connect to 1" or 3/4" plumbing**

## POZ1 Series

### Ozone System (less media)



- **Ozone Generator.** Converts O<sub>2</sub> to ozone (O<sub>3</sub>)
- **Superior Oxidation.** 1.5x stronger than chlorine.
- **No Chemicals.** A chemical regenerant is not required.
- **No In-Line Venturi to Plug or Adjust.**
- **No Air Compressor.** The noise and expense of compressors are eliminated.
- **No Air Release Valve Required.**
- **Small Footprint.** Small footprint allows for ease of installation.
- **Rugged Mechanical Piston Valve.** No solenoids or flapper valves to stick.
- **Full Flow Bypass Valve.** Easy to use, two handle valve allows you to water the garden or yard with raw water. Large porting prevents pressure drop.

Model Number	Media cu. ft.	Backwash Rate (gpm)	Flow Rate (gpm)		Overall Dimensions			Pipe Size
			Peak	Service	D	W	H	
POZ1-10	1.0	5.3	10	5	16"	11"	62"	3/4" & 1"
POZ1-15	1.5	7.5	14	8	16"	13"	56"	
POZ1-20	2.0	9	17	9	16"	14"	62"	
POZ1-25	2.5	11	19	11	16"	15"	74"	

NOTE 1: Residential POZ1 Filter Systems are not designed for continuous flow applications. (Example: Ground water heat pumps, lawn irrigation, etc.) Specifications subject to change without notice. Flow rates dependent on media selection.

NOTE 2: Add suffix "-DH" if a dome hole is desired. Ex: POZ1-10-DH







- **Reduces stains**
- **Eliminates odors**
- **Brighter laundry**
- **Protects plumbing**
- **Corrects acid water conditions**

## **POZ1-IP Series** Ozone System (IP media)



- **Ozone Generator.** Converts O<sub>2</sub> to ozone (O<sub>3</sub>)
- **Superior Oxidation.** 1.5x stronger than chlorine.
- **No Chemicals.** A chemical regenerant is not required.
- **No In-Line Venturi to Plug or Adjust.**
- **No Air Compressor.** The noise and expense of compressors are eliminated.
- **No Air Release Valve Required.**
- **Small Footprint.** Small footprint allows for ease of installation.
- **Rugged Mechanical Piston Valve.** No solenoids or flapper valves to stick.
- **Full Flow Bypass Valve.** Easy to use, two handle valve allows you to water the garden or yard with raw water. Large porting prevents pressure drop.

Model Number	Media cu. ft.	Backwash Rate (gpm)	Flow Rate (gpm)		Overall Dimensions			Pipe Size
			Peak	Service	D	W	H	
POZ1-10-IP	1.0	5.3	10	5	16"	11"	62"	3/4" & 1"
POZ1-15-IP	1.5	7.5	14	8	16"	13"	56"	
POZ1-20-IP	2.0	9	17	9	16"	14"	62"	
POZ1-25-IP	2.5	11	19	11	16"	15"	74"	

NOTE 1: Residential POZ1 Filter Systems are not designed for continuous flow applications. (Example: Ground water heat pumps, lawn irrigation, etc.) Specifications subject to change without notice. Flow rates dependent on media selection.

NOTE 2: Add suffix "-DH" if a dome hole is desired. Ex: POZ1-10-IP-DH







- **Reduces stains**
- **Eliminates odors**
- **Brighter laundry**
- **Protects plumbing**
- **Ready out of box to connect to 3/4" or 1" plumbing**

## PKLX Series

**Air Injection Oxidizing System  
Sulfur Filter (Single Tank, KLX-bed Media)**



- **No Chemicals.** A chemical regenerant is not required.
- **No In-Line Venturi to Plug or Adjust.**
- **No Air Compressor.** The noise and expense of compressors are eliminated.
- **No Air Release Valve Required.**
- **Small Footprint.** Small footprint allows for ease of installation.
- **Rugged Mechanical Piston Valve.** No solenoids or flapper valves to stick.
- **Full Flow Bypass Valve.** Easy to use, two handle valve allows you to water the garden or yard with raw water. Large porting prevents pressure drop.
- **Light Weight.** Catalytic filter media weight 66 lb./cu. ft.
- **Reduces.** Sulfur, Manganese, and Iron.

Model Number	Media cu. ft.	Backwash Rate Required (gpm)	Flow Rate (gpm)		Overall Dimensions			Pipe Size
			Peak	Service	D	W	H	
PKLX-10	1.0	6.5 GPM	5	3	16"	15"	62"	3/4" & 1"
PKLX-15	1.5	9 GPM	6	4	16"	15"	56"	
PKLX-20	2.0	11 GPM	8	5	16"	15"	62"	
PKLX-30	3.0	17 GPM	13	9	16"	16"	74"	

NOTE: Add suffix "-DH" if a dome hole is desired. Ex: PKLX-10-DH







- Reduces stains
- Eliminates odors
- Brighter laundry
- Protects plumbing

## OXY2™ Series

### Iron Reduction System



- **No Chemicals.** A chemical regenerant is not required.
- **No In-Line Venturi to Plug or Adjust.**
- **No Air Compressor.** The noise and expense of compressors are eliminated.
- **No Air Release Valve Required.**

- **Small Footprint.** Small footprint allows for ease of installation.
- **Rugged Mechanical Piston Valve.** No solenoids or flapper valves to stick.
- **Full Flow Bypass Valve.** Simple to use valve allows you to bypass the unit for lawn sprinkling or during filter maintenance.
- **Automatic pH Adjustment.** Specialty filter media automatically adjusts pH for iron & manganese reduction.



Model Number	Media cu. ft.	Backwash Rate Required @ 40 psi	Flow Rate (gpm)		Overall Dimensions			Pipe Size
			Peak	Service	L	W	H	
OXY2-10	1.0	5 GPM	9	5	12"	15"	64"	1"
OXY2-20	2.0	7 GPM	15	9	13"	15"	64"	
OXY2-10M	1.0	5 GPM	9	5	12"	15"	64"	
OXY2-20M	2.0	7 GPM	15	9	13"	15"	64"	

NOTE: Residential OXY2 Filter Systems are not designed for continuous flow applications. (Example: Ground water heat pumps, lawn irrigation, etc.) Specifications subject to change without notice. "M" suffix is used for manganese reduction.







- Reduces stains
- Eliminates odors
- Brighter laundry
- Protects plumbing

## OXY2E Series

Iron Reduction System  
With Electronic Timer



- **No Chemicals.** A chemical regenerant is not required.
- **No In-Line Venturi to Plug or Adjust.**
- **No Air Compressor.** The noise and expense of compressors are eliminated.
- **No Air Release Valve Required.**

- **Small Footprint.** Small footprint allows for ease of installation.
- **Rugged Mechanical Piston Valve.** No solenoids or flapper valves to stick.
- **Full Flow Bypass Valve.** Simple to use valve allows you to bypass the unit for lawn sprinkling or during filter maintenance.
- **Automatic pH Adjustment.** Specialty filter media automatically adjusts pH for iron & manganese reduction.

Model Number	Media cu. ft.	Backwash Rate Required @ 40 psi	Flow Rate (gpm)		Overall Dimensions			Pipe Size
			Peak	Service	L	W	H	
OXY2E-10	1.0	5 GPM	9	5	12"	15"	64"	1"
OXY2E-20	2.0	7 GPM	15	9	13"	15"	64"	
OXY2E-10M	1.0	5 GPM	9	5	12"	15"	64"	
OXY2E-20M	2.0	7 GPM	15	9	13"	15"	64"	

NOTE: Residential OXY2E Filter Systems are not designed for continuous flow applications. (Example: Ground water heat pumps, lawn irrigation, etc.) Specifications subject to change without notice. "M" suffix is used for manganese reduction.








- Reduces staining
- Eliminates odors
- Brighter laundry
- Protects plumbing
- Corrects acid water conditions\*

## OXY3™ Series

Iron Reduction System



Patent Pending

- **No Chemicals.** A chemical regenerant is not required.
- **No In-Line Venturi to Plug or Adjust.**
- **No Air Compressor.** The noise and expense of compressors are eliminated.
- **No Air Release Valve Required.**
- **Less Maintenance.\*** The only maintenance required is the occasional replenishment of media if the raw water pH is below 7. An easy to use fill port is provided.
- **Rugged Mechanical Piston Valve.** No solenoids or flapper valves to stick.
- **Full Flow Bypass Valve.** Simple to use valve allows you to bypass the unit for lawn sprinkling or during filter maintenance.

Model Number	Media cu. ft.	Backwash Rate Required @ 40 psi	Flow Rate (gpm)		Overall Dimensions			Pipe Size
			Peak	Service	L	W	H	
OXY3-10	1.0	5 GPM	10	7	28"	14"	73"	1"
OXY3-15	1.5	5 GPM	10	7	28"	14"	73"	
OXY3-20	2.0	7 GPM	14	9	30"	16"	67"	
OXY3-30	3.0	9 GPM	19	11	39"	18"	85"	

NOTE: Residential OXY3 Filter Systems are not designed for continuous flow applications. (Example: Ground water heat pumps, lawn irrigation, etc.) Specifications subject to change without notice.

\* If ordered with "IP10" or "M" suffix







- Reduces staining
- Eliminates odors
- Brighter laundry
- Protects plumbing
- Corrects acid water conditions\*

## OXY3E Series

Iron Reduction System  
With Electronic Timer



Patent Pending

- **No Chemicals.** A chemical regenerant is not required.
- **No In-Line Venturi to Plug or Adjust.**
- **No Air Compressor.** The noise and expense of compressors are eliminated.
- **No Air Release Valve Required.**
- **Less Maintenance.\*** The only maintenance required is the occasional replenishment of media if the raw water pH is below 7. An easy to use fill port is provided.
- **Rugged Mechanical Piston Valve.** No solenoids or flapper valves to stick.
- **Full Flow Bypass Valve.** Simple to use valve allows you to bypass the unit for lawn sprinkling or during filter maintenance.

Model Number	Media cu. ft.	Backwash Rate Required @ 40 psi	Flow Rate (gpm)		Overall Dimensions			Pipe Size
			Peak	Cont.	L	W	H	
OXY3E-10	1.0	5 GPM	10	7	28"	14"	73"	1"
OXY3E-15	1.5	5 GPM	10	7	28"	14"	73"	
OXY3E-20	2.0	7 GPM	14	9	30"	16"	67"	
OXY3E-30	3.0	9 GPM	19	11	39"	18"	85"	

NOTE: Residential OXY3E Filter Systems are not designed for continuous flow applications. (Example: Ground water heat pumps, lawn irrigation, etc.) Specifications subject to change without notice.

\* If ordered with "/IP10" or "M" suffix







- Reduces Sulfur
- Reduces Iron
- Reduces Manganese
- Filtration down to 3 microns

## KLX2™ Series

### Catalytic Filter System



- **No Chemicals.** A chemical regenerant is not required.
- **No In-Line Venturi to Plug or Adjust.**
- **No Air Compressor.** The noise and expense of compressors are eliminated.
- **No Air Release Valve Required.**



- **Small Footprint.** Small footprint allows for ease of installation.
- **Rugged Mechanical Piston Valve.** No solenoids or flapper valves to stick.
- **Full Flow Bypass Valve.** Simple to use valve allows you to bypass the unit for lawn sprinkling or during filter maintenance.
- **Light Weight.** Catalytic filter media weight 66 lb./cu. ft.

Model Number	Media cu. ft.	Backwash Rate Required @ 40 psi	*Flow Rate (gpm)		Overall Dimensions			Pipe Size
			Service	Peak	L	W	H	
KLX2-10	1.0	7 GPM	3	5	12"	15"	64"	1"
KLX2-15	1.5	9 GPM	4	6	12"	15"	58"	
KLX2-20	2.0	10 GPM	5	8	13"	15"	64"	
KLX2-30	3.0	16 GPM	8	13	16"	16"	75"	

NOTE: Residential KLX2 Filter Systems are not designed for continuous flow applications. (Example: Ground water heat pumps, lawn irrigation, etc.) Specifications subject to change without notice.  
\*Flow rates listed are dependant upon contaminant level. Higher contaminant levels may require greater contact time.







- Reduces Sulfur
- Reduces Iron
- Reduces Manganese
- Filtration down to 3 microns

## KLX2E Series

Catalytic Filter System  
With Electronic Timer



- **No Chemicals.** A chemical regenerant is not required.
- **No In-Line Venturi to Plug or Adjust.**
- **No Air Compressor.** The noise and expense of compressors are eliminated.
- **No Air Release Valve Required.**

- **Small Footprint.** Small footprint allows for ease of installation.
- **Rugged Mechanical Piston Valve.** No solenoids or flapper valves to stick.
- **Full Flow Bypass Valve.** Simple to use valve allows you to bypass the unit for lawn sprinkling or during filter maintenance.
- **Light Weight.** Catalytic filter media weight 66 lb/cu. ft.

Model Number	Media cu. ft.	Backwash Rate Required @ 40 psi	*Flow Rate (gpm)		Overall Dimensions			Pipe Size
			Service	Peak	L	W	H	
KLX2E-10	1.0	7 GPM	3	5	12"	15"	64"	1"
KLX2E-15	1.5	9 GPM	4	6	12"	15"	58"	
KLX2E-20	2.0	10 GPM	5	8	13"	15"	64"	
KLX2E-30	3.0	16 GPM	8	13	16"	16"	75"	

NOTE: Residential KLX2E Filter Systems are not designed for continuous flow applications. (Example: Ground water heat pumps, lawn irrigation, etc.) Specifications subject to change without notice.  
\*Flow rates listed are dependant upon contaminant level. Higher contaminant levels may require greater contact time.








- **Whole House Filtration**
- **Semi-transparent media tank**
- **Ready out of box to connect to 1" or 3/4" plumbing**

## PCS1 Series

### Backwashing Carbon Filter



- **Scientific Media Blend.** A blend of different type of carbon medias helps this unit tackle Chloramines, Chlorine, VOCS, THMS and a variety of odors.
- **Max and Relay Connections.** Valve is capable of running no hard water valves, running in sequence, or operating a dosing pump.
- **Deep Dive History.** Detailed water usage history for better diagnostics.
- **Rugged Mechanical Piston Valve.** No Solenoids or flapper valves to stick.
- **Contractor Info.** If desired contractor name and phone number can be stored on valve. In event of needed service unit will display this information.
- **Suspended Backwashing System.** Automatically flushes contaminates down to drain then scrubs and turns over media for longer bed life.
- **Easy to Program Valve.** Simple touch buttons to help with programming and manual backwashing.
- **Full Flow Bypass Valve.** Simple quarter turn of the handles takes the unit off stream. This is ideal for watering the yard or providing water while the unit is being serviced.
- **Non-corrosive Construction.** Components are fiberglass and polyethylene, eliminating rust and corrosion problems.

Model Number	Media Volume cu. ft.	Flow Rate (gpm)			Overall Dimensions			Pipe Size
		Backwash	Peak	Service	D"	W"	H"	
PCS1-10	1.0	5.3	10	5	16"	11"	52"	3/4" & 1"
PCS1-15	1.5	5.3	10	5	16"	11"	62"	
PCS1-20	2.0	7.5	14	8	17"	13"	56"	
PCS1-25	2.5	9.0	17	9	18"	14"	62"	
PCS1-30	3.0	11.0	19	11	18"	15"	74"	

NOTE: Service flow rate of control valve with bypass and meter is 27gpm @ 15 psig drop.  
NOTE 2: Above filters are not designed for continuous flow applications like ground water heat pumps.





- **Versatile**
- **Fill port available on “-DH” models**
- **Semi-transparent media tank**
- **Ready out of box to connect to 1” or 3/4” plumbing**

## PBF1 Series

Automatic Backwash Filters

### Suitable for use with the following media:

- **Activated Carbon (A05P)** For the removal of chlorine; taste and odor reduction.
- **Catalytic Carbon (ACC05P)** For the removal of chloramines and hydrogen sulfide
- **Filter Ag (FA05P)** Sediment removal down to 20 micron
- **Filter Sand (QFS05P)** Sediment reduction down to 17 micron
- **Birm (B05P)** Iron removal when raw water has a high level of dissolved oxygen
- **Calcium Carbonate (C05P)** Raises the pH of acid water and removes turbidity. Use when pH is 6.0-6.8 and hardness is less than 5 gpg.
- **Neutralizer Blend (N05)** Raises the pH when incoming water Ph is less than 6.0 or hardness is greater than 5 gpg.
- **Zeolite (Z05P)** Sediment and suspended solids reduction.


### Features:

**Easy to Program Valve.** Simple touch buttons to help with programming and manual backwashing.

**Full Flow Bypass Valve.** Simple quarter turn of the handles takes the unit off stream. This is ideal for watering the yard or providing water while the unit is being serviced.

**Non-corrosive Construction.** Components are fiberglass and polyethylene, eliminating rust and corrosion problems.

**Mav and Relay Connections.**



Model Number	Media Volume cu. ft.	Flow Rate (gpm)			Overall Dimensions			Pipe Size
		Backwash	Peak	Service	D"	W"	H"	
PBF1-10	1.0	5.3	10	5	16"	12"	52"	3/4" & 1"
PBF1-15	1.5	5.3	10	5	16"	12"	62"	
PBF1-20	2.0	7.5	14	8	16"	13"	56"	
PBF1-25	2.5	9.0	17	9	16"	14"	62"	
PBF1-30	3.0	11.0	19	11	16"	15"	74"	

NOTE 1 : Service flow rate of control valve with bypass and meter is 27gpm @ 15 psig drop.

NOTE 2: Above filters are not designed for continuous flow applications like ground water heat pumps.

NOTE 3: Add suffix “-DH” if a dome hole is desired. Ex: PBF1-10-DH






- *Whole House Filtration*
- *Semi-transparent media tank*
- *Ready out of box to connect to 1" or 3/4" plumbing*

## SCS1 Series

### Backwashing Carbon Filters



- **Scientific Media Blend.** A blend of different type of carbon medias helps this unit tackle Chloramines, Chlorine, VOCS, THMS and a variety of odors.
- **Rugged Mechanical Piston Valve.** No Solenoids or flapper valves to stick.
- **Suspended Backwashing System.** Automatically flushes contaminates down to drain then scrubs and turns over media for longer bed life.
- **Easy to Program Valve.** Simple touch buttons to help with programming and manual backwashing.
- **Full Flow Bypass Valve.** Simple quarter turn of the handles takes the unit off stream. This is ideal for watering the yard or providing water while the unit is being serviced.
- **Non-corrosive Construction.** Components are fiberglass and polyethylene, eliminating rust and corrosion problems.

Model Number	Media Volume cu. ft.	Flow Rate (gpm)			Overall Dimensions			Pipe Size
		Backwash	Peak	Service	D"	W"	H"	
SCS1-10	1.0	5.3	10	5	16"	11"	52"	3/4" & 1"
SCS1-15	1.5	5.3	10	5	16"	11"	62"	
SCS1-20	2.0	7.5	14	8	17"	13"	56"	
SCS1-25	2.5	9.0	17	9	18"	14"	62"	
SCS1-30	3.0	11.0	19	11	18"	15"	74"	

NOTE 1 : Service flow rate of control valve with bypass and meter is 27gpm @ 15 psig drop.

NOTE 2: Above filters are not designed for continuous flow applications like ground water heat pumps.








- *Versatile*
- *Fill port available on some models*
- *Semi-transparent media tank*

## SBF1 Series

### Automatic Backwash Filter



#### Suitable for use with the following media:

- **Activated Carbon (A05P)** For the removal of chlorine; taste and odor reduction.
- **Catalytic Carbon (ACC05P)** For the removal of chloramines and hydrogen sulfide
- **Filter Ag (FA05P)** Sediment removal down to 20 micron
- **Filter Sand (QFS05P)** Sediment reduction down to 17 micron
- **Birm (B05P)** Iron removal when raw water has a high level of dissolved oxygen
- **Calcium Carbonate (C05P)** Raises the pH of acid water and removes turbidity. Use when pH is 6.0-6.8 and hardness is less than 5 gpg.
- **Neutralizer Blend (N05)** Raises the pH when incoming water pH is less than 6.0 or hardness is greater than 5 gpg.
- **Zeolite (Z05P)** Sediment and suspended solids reduction.

#### Features:

**Easy to Program Valve.** Simple touch buttons to help with programming and manual backwashing.

**Full Flow Bypass Valve.** Easy to use, two handle valve allows you to water the garden or yard with raw water. Large porting prevents pressure drop.

**Non-corrosive Construction.** Components are fiberglass and polyethylene, eliminating rust and corrosion problems.

Model Number	Media Volume cu. ft.	Flow Rate (gpm)			Overall Dimensions			Pipe Size
		Backwash	Peak	Service	D"	W"	H"	
SBF1-10	1.0	5.3	10	5	16"	12"	52"	3/4" & 1"
SBF1-15	1.5	5.3	10	5	16"	12"	62"	
SBF1-20	2.0	7.5	14	8	16"	13"	56"	
SBF1-25	2.5	9	17	9	16"	14"	62"	
SBF1-30	3.0	11	19	11	16"	15"	74"	

NOTE: Service flow rate of control valve with bypass and meter is 27gpm @ 15 psig drop.

NOTE 2: Above filters are not designed for continuous flow applications like ground water heat pumps.

NOTE 3: Add suffix "DH" if a dome hole is desired. Example: SBF1-10-DH





CS Series Filters are designed to:

Provide great tasting odor free water. Better for bathing, cooking and drinking.



## Clean Stream Series

### Whole House Water Filtration System

- **Easy to Program.** Just push the button to set the time of day.
- **Rugged Mineral Tank.** Fiberglass construction, will never rust or corrode.
- **Filter Cleanse Technology.** Allows the system to clean itself without the use of harsh chemicals or salt.
- **Optional Advanced Programming.** Adjustment of each cycle duration; regeneration time; and days over-ride.
- **High Performance Media.** Reduces VOCs, chlorine, THMS, chloramines, taste and odors. Filters down to 20 microns.
- **Quick Release Drain Fitting.** No threads to leak. Merely pull clip to release.
- **Rugged Valve.** Motorized piston for years of trouble free service.
- **Stainless Steel Bypass.** Operates with single handle. 3/4" or 1" (with "-1S" model suffix) female threads.
- **Insulated Jacket.** Stops condensation.

Model Number	Media Volume (cu. ft.)	*Estimated Media Life (gallons)	Flow Rate (gpm)			Overall Dimensions			Connections
			Peak	Service	Cont.	D	W	H	
CS-1	1.0	620,000	8	5	2	14"	10"	52"	3/4" or 1" NPTF
CS-1.5	1.5	775,000	9	6	3	14"	10"	62"	
CS-2	2.0	1,600,000	12	8	4	14"	12"	56"	
CS-2.5	2.5	2,220,000	13	9	5	14"	13"	62"	

\* Media life can vary significantly based on local water quality.  
NOTE: Only intended for use on chlorinated water.





- *Versatile*
- *Dome hole option available*
- *Semi-transparent media tank*
- *Programable digital control valve*

## NEBW Series

Automatic Backwash Filters

### Suitable for use with the following media:

- **Activated Carbon** For chlorine, taste and odor reduction.
- **Catalytic Carbon** For the removal of chloramines, hydrogen sulfide and VOC's.
- **Filter Ag** Low Density Sediment removal down to 40 micron
- **Filter Sand** Sediment reduction down to 20 micron
- **Birm** Iron removal when raw water has sufficient dissolved oxygen
- **Calcium Carbonate** Raises the pH of acid water and removes turbidity. Use when pH is 6.0-6.8 and hardness is less than 5 gpg.
- **Neutralizer Blend** Raises the pH when incoming water pH is less than 6.0 or hardness is greater than 5 gpg.
- **Zeolite** Suspended solids and sediment reduction.

### Features:

**Rugged Motorized Piston Control.** Reliable drive motor with power to stand up to iron, manganese, sediment, scale, and hardness over years of service.

**Full Flow Bypass Valve.** This is ideal for watering the yard or providing water while the unit is being serviced.

**Non-corrosive Construction.** Components are stainless steel, fiberglass, and polyethylene, eliminating rust and corrosion problems.



Model Number	Media Volume (cu. ft.)	Flow Rate (gpm)			Overall Dimensions			Pipe Size
		Backwash	Peak	Service	D"	W"	L"	
NEBW10-S	1.0	5	10	3	13"	10"	52"	3/4" or 1"
NEBW15-S	1.5	5	10	3	13"	10"	62"	
NEBW20-S	2.0	7	14	5	14"	12"	56"	

NOTE: Add suffix "-1S" if a 1" pipe size is desired. Example: NEBW10-1S  
NOTE: Add suffix "DH" if a dome hole is desired. Example: NEBW15-S-DH







- *Versatile*
- *Dome hole option available*
- *Plumbing protection*
- *Semi-transparent media tank*

## FEBW Series

**Backwashing Filters  
With Advance Controls**



### Suitable for use with the following media:

- **Activated Carbon** For chlorine, taste and odor reduction.
- **Catalytic Carbon** For the removal of chloramines, hydrogen sulfide and VOC's.
- **Filter Ag** Low Density Sediment removal down to 40 micron
- **Filter Sand** Sediment reduction down to 20 micron
- **Birm** Iron removal when raw water has sufficient dissolved oxygen
- **Calcium Carbonate** Raises the pH of acid water and removes turbidity. Use when pH is 6.0-6.8 and hardness is less than 5 gpg.
- **Neutralizer Blend** Raises the pH when incoming water pH is less than 6.0 or hardness is greater than 5 gpg.
- **Zeolite** Sediment and suspended solids reduction.

### Features:

- **Push-button Simplicity.** All settings available at your fingertips.
- **Backlight Display.** Easy to read in dark areas.
- **Rugged Motorized Piston Control.** Heavy-duty drive motor with gear reduction box provides power to stand up to the worst iron, manganese, scale, and hardness.
- **Full Flow Bypass Valve.** Simple quarter turn of the handle takes the unit off stream. This is ideal for watering the yard or providing water while the unit is being serviced.
- **Non-corrosive Construction.** Components are stainless steel, fiberglass, and polyethylene, eliminating rust and corrosion problems.

Model Number	Media Volume (cu. ft.)	Flow Rate (gpm)			Overall Dimensions			Pipe Size
		Backwash	Peak	Service	D	W	H	
FEBW10	1.0	5	8	2	15"	12"	54"	3/4" or 1"
FEBW15	1.5	5	9	3	15"	12"	64"	
FEBW20	2.0	7	12	4	15"	13"	58"	
FEBW30	3.0	10	16	5	15"	15"	75"	1"

NOTE 1: Add suffix "-1S" if a 1" pipe size is desired. Example: FEBW15-1S  
NOTE 2: Add suffix "DH" if a dome hole is desired. Example: FEBW15-DH





- *Versatile*
- *Dome hole option available*
- *Plumbing protection*
- *Semi-transparent media tank*

## FBW Series

### Automatic Backwash Filters

#### Suitable for use with the following media:

- **Activated Carbon** For chlorine, taste and odor reduction.
- **Catalytic Carbon** For the removal of chloramines, hydrogen sulfide and VOC's.
- **Filter Ag** Low Density Sediment removal down to 40 micron
- **Filter Sand** Sediment reduction down to 20 micron
- **Birm** Iron removal when raw water has sufficient dissolved oxygen
- **Calcium Carbonate** Raises the pH of acid water and removes turbidity. Use when pH is 6.0-6.8 and hardness is less than 5 gpg.
- **Neutralizer Blend** Raises the pH when incoming water pH is less than 6.0 or hardness is greater than 5 gpg.
- **Zeolite** Sediment and suspended solids reduction.

#### Features:

- **Rugged Motorized Piston Control.** Heavy-duty drive motor with gear reduction box provides power to stand up to the worst iron, manganese, scale, and hardness.
- **Full Flow Bypass Valve.** Simple quarter turn of the handle takes the unit off stream. This is ideal for watering the yard or providing water while the unit is being serviced.
- **Non-corrosive Construction.** Components are stainless steel, fiberglass, and polyethylene, eliminating rust and corrosion problems.



Model Number	Media Volume (cu. ft.)	Flow Rate (gpm)			Overall Dimensions			Pipe Size
		Backwash	Peak	Service	D	W	H	
FBW10	1.0	5	8	2	15"	12"	54"	3/4" or 1"
FBW15	1.5	5	9	3	15"	12"	64"	
FBW20	2.0	7	12	4	15"	13"	58"	
FBW30	3.0	10	16	5	15"	15"	75"	1"

NOTE 1: Add suffix "-1S" if a 1" pipe size is desired. Example: FBW15-1S  
NOTE 2: Add suffix "DH" if a dome hole is desired. Example: FBW15-DH





Sources of Contamination

- Pesticides
- Herbicides
- Insecticides
- Lead Pipes
- Industrial Waste
- Natural Deposits

## PMR1 Heavy Metals Series

### Arsenic, Lead & Other Heavy Metals Reduction

The PMR1 Series heavy metals reducers from Sterling are specially designed to reduce the contaminant level in water below the EPA MCL. The PMR1 Series models are affordable and efficient to operate in reducing unwanted arsenic, lead & other heavy metals from your household water.

- **Nonhazardous Disposal.** Media can be disposed as solid waste due to non-leaching material.
- **Corrosion-Resistant Construction.** The entire system utilizes stainless steel, fiberglass, and polyethylene so rust and corrosion are eliminated.
- **Patented Material.** Patented material used for reduction of arsenic 3, arsenic 5, lead, cadmium, copper, antimony, mercury, zinc, nickel and selenium.
- **Limited Maintenance.** The only maintenance required is the occasional media replacement.
- **Rugged Control Valve.** Provides years of dependable service and has proven durability.
- **Reduces Heavy Metals.** Heavy metals are reduced utilizing the adsorption process by up to 99+% of contamination typically found in potable water sources.
- **Easy to Repair.** Control valve provides years of quality performance and is easy to repair. This cuts down the time of service calls.
- **Push-Button Simplicity.** All settings available at your fingertips.



Model Number	Media Volume (cu. ft.)	Flow Rate (gpm)			Overall Dimensions			Pipe Size
		Backwash	Peak	Service	D	W	H	
PMR1-10	1.0	3.2	11	5	16"	12"	52"	3/4" & 1"
PMR1-20	2.0	5.3	12	8	16"	13"	56"	
PMR1-30	3.0	7.5	13	11	17"	15"	74"	

Pre-Requisites for successful application: Iron < 0.1 ppm, Manganese < 0.01 ppm, pH < 8.0, Silica < 30 ppm, Hardness > 5 gpg is preferred but not required unless silica is present, contact Sterling Technical Services for sizing based on the level of contaminant in the water and flow rate requirement. Regular testing is required to indicate when filter media should be replaced.







Sources of Contamination

- Pesticides
- Herbicides
- Insecticides
- Lead Pipes
- Industrial Waste
- Natural Deposits

## FEBW Heavy Metals Series

### Arsenic, Lead & Other Heavy Metals Reduction

The FEBW Series heavy metals reducers from Sterling are specially designed to reduce the contaminant level in water below the EPA MCL. The FEBW Series models are affordable and efficient to operate in reducing unwanted arsenic, lead & other heavy metals from your household water.



- **Nonhazardous Disposal.** Media can be disposed as solid waste due to non-leaching material.
- **Corrosion-Resistant Construction.** The entire system utilizes stainless steel, fiberglass, and polyethylene so rust and corrosion are eliminated.
- **Patented Material.** Patented material used for reduction of arsenic 3, arsenic 5, lead, cadmium, copper, antimony, mercury, zinc, nickel and selenium.
- **Limited Maintenance.** The only maintenance required is the occasional media replacement.
- **Rugged Control Valve.** Provides years of dependable service and has proven durability.
- **Reduces Heavy Metals.** Heavy metals are reduced utilizing the adsorption process by up to 99+% of contamination typically found in potable water sources.
- **Easy to Repair.** Control valve provides years of quality performance and is easy to repair. This cuts down the time of service calls.
- **Push-Button Simplicity.** All settings available at your fingertips.

Model Number	Media Volume (cu. ft.)	Flow Rate (gpm)			Overall Dimensions			Pipe Size
		Backwash	Peak	Service	D	W	H	
FEBW10HMX	1.0	5	11	5	15"	12"	54"	3/4"
FEBW20HMX	2.0	7	12	8	16"	13"	58"	
FEBW30HMX	3.0	9	13	11	17"	15"	75"	1"
FEBW40HMX	4.0	10	14	14	18"	16"	75"	

Pre-Requisites for successful application: Iron < 0.1 ppm, Manganese < 0.01 ppm, pH < 8.0, Silica < 30 ppm, Hardness > 5 gpg is preferred but not required unless silica is present, contact Sterling Technical Services for sizing based on the level of contaminant in the water and flow rate requirement. Regular testing is required to indicate when filter media should be replaced.





- Reduces stains
- Eliminates odors
- Brighter laundry
- Protects plumbing
- Ready out of box to connect to 1" or 3/4" plumbing

## PTR1 Series

100% Tannin Media  
Tannin & Phosphate removal

The PTR1 Series is low maintenance and designed to handle problem water that contains high amounts of tannin and phosphates. Our specially formulated media exchanges standard water softener salt for tannin. Our high capacity tannin removal system maximizes the amount of treated water available to the home.

- **Non-corrosive Construction.** All components are made of fiberglass, stainless steel or similar materials to provide years of service without rust or corrosion.
- **Rugged Mechanical Piston Valve.** No solenoids or flapper valves to stick.
- **Easy to Repair.** Control valve provides years of quality performance and is easy to repair. This cuts down the time of service calls.
- **Push-button Simplicity.** All settings and information retrievable at your fingertips.
- **Regenerates with just salt.** No costly or dangerous chemical required.
- **Hefty Brine Tank\*.** Large, 220 lb. capacity tank reduces the frequency of salt refill. Salt support platform keeps the salt dry and stops "mushing". Safety brine valve prevents overflow of salt brine.

\* Salt capacity does not apply to space saver or cabinet models.



Model Number	100% Tannin Media Volume	Tannin Capacity (ppm)	Type of Regeneration	Flow Rate (gpm)		Overall Dimensions			Pipe Size
				Peak	Service	D	W	H	
PTR1-2100	1.0	2,100	Time Clock	22	5	18"	24"	56"	3/4" & 1"
PTR1-3150	1.5	3,150		22	8	18"	25"	62"	
PTR1-4200	2.0	4,200		25	10	18"	30"	56"	
PTR1-5250	2.5	5,250		25	13	18"	31"	62"	
PTR1-6300	3.0	6,300		25	15	23"	32"	74"	

Pre-Requisites for successful application: This unit must be supplied with potable water that is soft, iron free and filtered to 5 microns





- *Cleaner laundry*
- *Clear water*
- *Reduced staining*
- *Sparkling dishes*

## FEST Series

*Tannin, Hardness, and Iron Reduction System*



FEST Series water softeners are designed to remove the tannic acid “ice tea” color from water. Hardness (<10 gpg) and small amounts of iron (<0.5 ppm) can be reduced as well.

- **Regeneration with merely salt.** No costly or dangerous chemical required.
- **Specialized.** Reduces the tannins that standard softeners can't remove.
- **Low maintenance.** Regular salt replenishment is required.

Model Number	Mixed Bed Media Volume	Hardness Capacity (grains)	Tannin Capacity (ppm)	Type of Regeneration	Flow Rate (gpm)		Overall Dimensions			Pipe Size
					Peak	Service	D	W	H	
FEST45	1.5	24,000	1,000	Time Clock	14	8	14"	25"	63"	3/4"
FEST60	2.0	29,000	1,000		16	10	18"	31"	57"	





Sources of Contamination

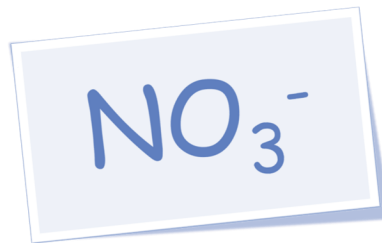
- Fertilizer
- Septic systems
- Atmosphere
- Animal waste
- Chemical Additives

**PNR1 Series**

**Nitrate, Sulfate & fluoride Reduction System**

The PNR1 Series water conditioners from Sterling are specifically designed to effectively reduce nitrate, sulfate & fluoride found in water sources. The PNR1 Series models are affordable and efficient to operate in reducing these unwanted contaminants from your household water.

- **Corrosion-Resistant Construction.** The entire system utilizes stainless steel, fiberglass, and polyethylene so rust and corrosion are eliminated.
- **Limited Maintenance.** The only maintenance required is the addition of salt to the brine tank.
- **Regeneration with ordinary salt.** No costly or dangerous chemical required.
- **Reduces Nitrate, sulfate & fluoride.** Contaminants are reduced by utilizing the ion exchange process.
- **Rugged Control Valve.** Proven to provide years of dependable service and durability.
- **Easy to Repair.** Control valve provides years of quality performance and is easy to repair. This cuts down the time of service calls.



**PNR1 Series Nitrate, Sulfate & Fluoride System**

Model Number	Resin Volume	Type of Regeneration	Flow Rate (gpm)		Overall Dimensions			Salt Storage	Pipe Size
			Peak	Service	D	W	H		
PNR1-10	1.0	Time Clock	15	5	16"	24"	56"	160 lbs	3/4" & 1"
PNR1-20	1.7		18	9	18"	31"	56"	220 lbs	

NOTE: Influent water quality 0.05 ppm max. iron, 1 grain max. hardness.





Sources of Contamination

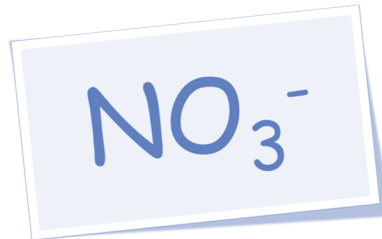
- Fertilizer
- Septic systems
- Atmosphere
- Animal waste
- Chemical Additives

**FESN Series**

**Nitrate, Sulfate & Fluoride Reduction System**

The FESN Series water conditioners from Sterling are specifically designed to effectively reduce nitrate, sulfate & fluoride found in water sources. The FESN Series models are affordable and efficient to operate in reducing these unwanted contaminants from your household water.

- **Corrosion-Resistant Construction.** The entire system utilizes stainless steel, fiberglass, and polyethylene so rust and corrosion are eliminated.
- **Limited Maintenance.** The only maintenance required is the addition of salt to the brine tank.
- **Regeneration with ordinary salt.** No costly or dangerous chemical required.
- **Reduces Nitrate, sulfate & fluoride.** Contaminants are reduced by utilizing the ion exchange process.
- **Rugged Control Valve.** Proven to provide years of dependable service and durability.
- **Easy to Repair.** Control valve provides years of quality performance and is easy to repair. This cuts down the time of service calls.



**FESN Series Nitrate, Sulfate & Fluoride System**

Model Number	Resin Volume	Type of Regeneration	Flow Rate (gpm)		Overall Dimensions			Salt Storage	Pipe Size
			Peak	Service	D	W	H		
FESN10	1.0	Time Clock	14	5	14"	24"	57"	160 lbs	*3/4"
FESN20	2.0		16	9	18"	31"	57"	220 lbs	

NOTE: Influent water quality 0.05 ppm max. iron, 1 grain max. hardness.  
 \* 1" available with "-1S" suffix added to model number.





Sources of Contamination

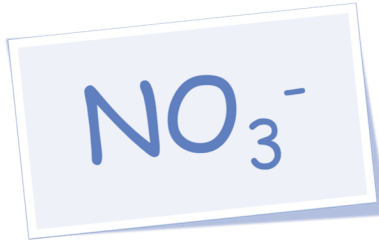
- Fertilizer
- Septic systems
- Atmosphere
- Animal waste
- Chemical Additives

**FSN Series**

**Nitrate, Sulfate & fluoride Reduction System**

The FSN Series water conditioners from Sterling are specifically designed to effectively reduce nitrate, sulfate & fluoride found in water sources. The FSN Series models are affordable and efficient to operate in reducing these unwanted contaminants from your household water.

- **Corrosion-Resistant Construction.** The entire system utilizes stainless steel, fiberglass, and polyethylene so rust and corrosion are eliminated.
- **Limited Maintenance.** The only maintenance required is the addition of salt to the brine tank.
- **Regeneration with ordinary salt.** No costly or dangerous chemical required.
- **Reduces Nitrate, sulfate & fluoride.** Contaminants are reduced by utilizing the ion exchange process.
- **Rugged Control Valve.** Proven to provide years of dependable service and durability.
- **Easy to Repair.** Control valve provides years of quality performance and is easy to repair. This cuts down the time of service calls.



**FSN Series Nitrate, Sulfate & Fluoride System**

Model Number	Resin Volume	Type of Regeneration	Flow Rate (gpm)		Overall Dimensions			Salt Storage	Pipe Size
			Peak	Service	D	W	H		
FSN10	1.0	Time Clock	14	5	14"	24"	57"	160 lbs	*3/4"
FSN20	2.0		16	9	18"	31"	57"	220 lbs	

NOTE: Influent water quality 0.05 ppm max. iron, 1 grain max. hardness.  
 \* 1" available with "-1S" suffix added to model number.

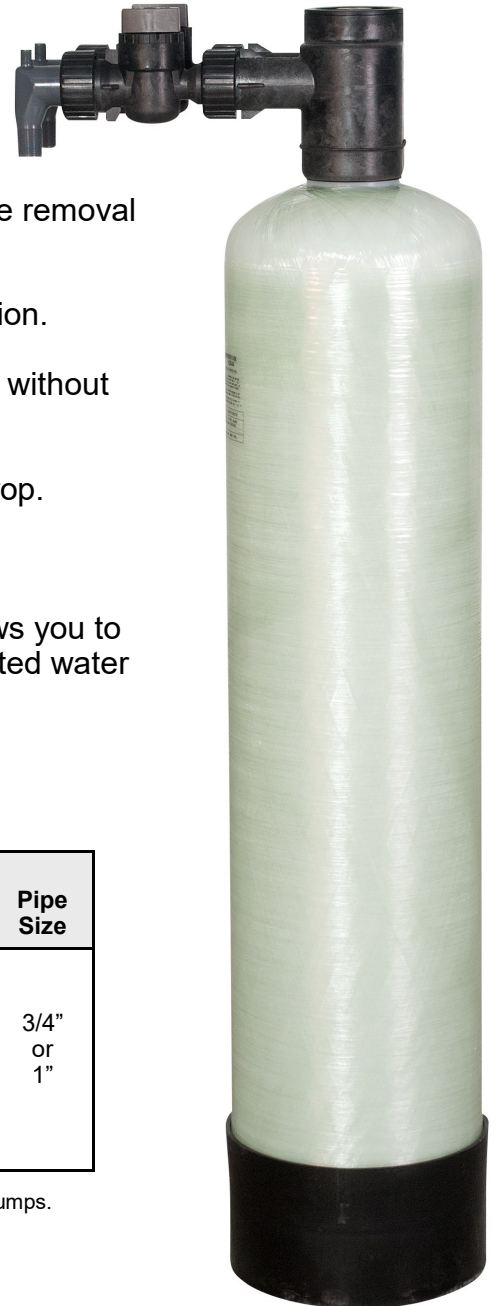






## DF Series

### Down Flow Non-Backwashing Filter



DF Series Filters are built with activated carbon filter media for the removal of taste, odor and chlorine.

- **Large Distributor Head** for easy bypass and plumbing installation.
- **Translucent Filter Tank** allows visual inspection of media level without disassembly.
- **One Inch Porting** allows higher flow rates with less pressure drop.
- **Union Connections** for quick servicing of unit.
- **Full Flow Bypass Valve** for easy to use, two handle valve allows you to water the yard or garden with raw water. Also, allows uninterrupted water service during periodic maintenance.

Model Number	Media Volume (cu. ft.)	Flow Rate (gpm)		Overall Dimensions			Pipe Size
		Peak	Continuous	D	W	H	
DF10	1.0	10	3	14"	10"	52"	3/4" or 1"
DF15	1.5	11	3	14"	10"	60"	
DF20	2.0	13	4	15"	12"	54"	
DF25	2.5	14	5	16"	13"	60"	
DF30	3.0	16	5	17"	16"	71"	

NOTE 1: Above filters are not designed for continuous flow applications like ground water heat pumps.



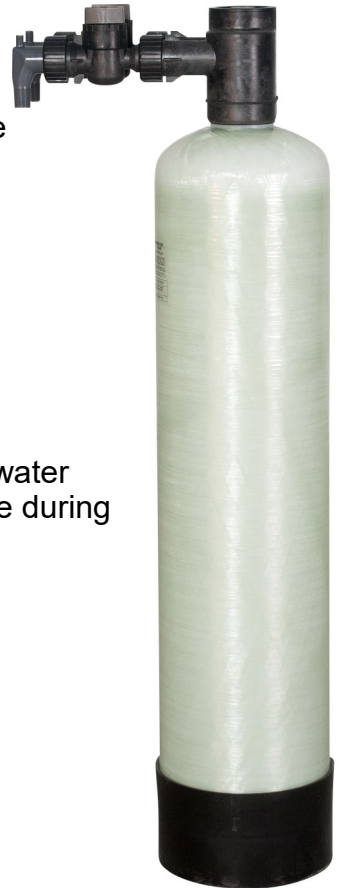


## DF-Chloramine Series

### Down Flow Non-Backwashing Filter

DF Chloramine Series Filters are built with catalytic activated carbon for the reduction of taste, odor, chloramines, and VOCs.

- **Large Distributor Head** for easy bypass and plumbing installation.
- **Translucent Filter Tank** allows visual inspection of media level without disassembly.
- **One Inch Porting** allows higher flow rates with less pressure drop.
- **Union Connections** for quick servicing of unit.
- **Full Flow Bypass Valve** for easy to use, two handle valve allows you to water the yard or garden with raw water. Also, allows uninterrupted water service during periodic maintenance.
- **Includes HiFlo Housing with filter** for reduction of incoming particles. Sediment filter reduces silt and sediment down to 5 microns.



Model Number	Media Volume (cu. ft.)	Flow Rate (gpm)		Overall Dimensions			Pipe Size
		Peak	Continuous	D"	W"	H"	
DF10-Chloramine	1.0	10	2	14"	10"	52"	3/4" or 1" (-1 suffix)
DF15-Chloramine	1.5	11	3	14"	10"	60"	
DF20-Chloramine	2.0	12	3	15"	12"	54"	
DF25-Chloramine	2.5	13	3	16"	13"	60"	
DF30-Chloramine	3.0	14	4	17"	16"	71"	

NOTE 1: Above filters are not designed for continuous flow applications like ground water heat pumps.  
NOTE 2: for 1" elbow fitting add -1. Example: DF10-1-Chloramine





## ***PUN1-DH Series***

### ***Upflow Neutralizer***

PUN1 Series Filters are designed to elevate the pH of acidic water. Raising the pH of acid water stops the corrosion of metal pipe fittings and fixtures. How high the pH is increased depends on the media chosen and contact time.

- **Large Fill Port** for easy replenishment of filter media.
- **Translucent Filter Tank** allows visual inspection of media level without disassembly.
- **One Inch Porting** allows higher flow rates with less pressure drop.
- **Upflow Design** prevents media from cementing.
- **Union Connections** for quick servicing of unit.
- **Full Flow Bypass Valve** for easy to use, two handle valve allows you to water the yard or garden with raw water. Also, allows uninterrupted water service during periodic maintenance.

Model Number	Media Volume (cu. ft.)	Flow Rate (gpm)		Overall Dimensions			Pipe Size
		Peak	Service	D	W	H	
PUN1-10-DH	1.0	8	6	14"	10"	52"	3/4" & 1"
PUN1-15-DH	1.5	12	8	14"	10"	62"	
PUN1-20-DH	2.0	14	10	15"	12"	56"	
PUN1-25-DH	2.5	18	12	16"	13"	62"	
PUN1-30-DH	3.0	20	14	17"	14"	74"	

NOTE 1: Filters are not designed for continuous flow applications like ground water heat pumps.

NOTE 2: How high the pH is raised depends on the hardness or the water; raw water pH; contact time, and media selected.







## UN Series

### Upflow Neutralizer

UN Series Filters are designed to elevate the pH of acidic water. Raising the pH of acid water stops the corrosion of metal pipe fittings and fixtures. How high the pH is increased depends on the media chosen and contact time.

- **Large Fill Port** for easy replenishment of filter media.
- **Translucent Filter Tank** allows visual inspection of media level without disassembly.
- **One Inch Porting** allows higher flow rates with less pressure drop.
- **Upflow Design** prevents media from cementing.
- **Union Connections** for quick servicing of unit.
- **Full Flow Bypass Valve** for easy to use, two handle valve allows you to water the yard or garden with raw water. Also, allows uninterrupted water service during periodic maintenance.

Model Number	Media Volume (cu. ft.)	Flow Rate (gpm)		Overall Dimensions			Pipe Size
		Peak	Service	D	W	H	
UN10	1.0	10	2	14"	10"	52"	3/4" or 1"
UN15	1.5	11	3	14"	10"	60"	
UN20	2.0	12	3	15"	12"	54"	
UN25	2.5	13	3	16"	13"	60"	
UN30	3.0	14	4	17"	16"	71"	

NOTE 1: Filters are not designed for continuous flow applications like ground water heat pumps.

NOTE 2: How high the pH is raised depends on the hardness or the water; raw water pH; contact time, and media selected.





- Sanitary quick-change cartridges
- 50 GPD membrane\*
- Decorator faucet
- Clear ice cubes
- Healthy, sparkling, clear drinking water
- Better tasting beverages, soups, and sauces

## QCRO Series

Quick Change  
Reverse Osmosis



Cartridges pivot out for easy removal!



The QCRO Series Reverse Osmosis Drinking Water System reduces harmful contaminants and turns common tap water into the fresh, quality water that nature intended us to drink. A 5-stage system filters water at the molecular level. Drawn water passes through a final carbon filter to remove any unwanted tastes or odors. The result is simply healthier, better tasting water.

### R.O. System Pre-Requirements

- Less than 7 GPG Hardness
- Less than 0.1 PPM Iron
- Less than 0.05 PPM Manganese
- No Hydrogen Sulfide
- Use only on microbiologically safe water
- 40 psi inlet pressure minimum
  - If inlet pressure is lower select QCRO-50-PUMP model instead

- **Environmentally sound water treatment.**
- **Cost effective:** the daily cost of bottled water will no longer be a concern.
- **Convenient:** fresh, clean water ready at your tap --no more handling of jugs.

Model Number	Membrane Rating*	% Rejection	Max TDS	Water Temp.	Overall Dimensions			Storage Tank
					D	W	H	
QCRO-50	50 GPD	75 - 97%	800 PPM	40° - 100°	4.75"	13.5"	19"	10" Dia. X 15" H

\*Actual gallons produced will vary depending on water pressure, temperature, and TDS.





- Sanitary quick-change cartridges
- Decorator Faucet
- Clear ice cubes
- Better tasting beverages, soups and sauces when prepared with R.O. water

## QCRO-PUMP Series

Quick Change Reverse Osmosis System



The QCRO Series Reverse Osmosis Drinking Water System reduces harmful contaminants and turns common tap water into the fresh, quality water that nature intended us to drink. A 5-stage system filters water at the molecular level. Drawn water passes through a final carbon filter to remove any unwanted tastes or odors. The result is simply healthier, better tasting water.



- **Environmentally sound water treatment.**
- **Cost effective:** the daily cost of bottled water will no longer be a concern.
- **Convenient:** fresh, clean water ready at your tap - no more handling of jugs.
- **Easy to maintain:** cartridges pivot out for easy removal.
- **Booster Pump:** Increases water pressure that improves the quality & quantity of water produced.

### R.O. System Pre-Requirements

- Less than 7 GPG Hardness
- Less than 0.1 PPM Iron
- Less than 0.05 PPM Manganese
- No Hydrogen Sulfide
- Use only on microbiologically safe water



Model Number	Membrane Rating*	% Rejection	Max TDS	Water Temp.	Overall Dimensions			Storage Tank
					D	W	H	
QCRO-50-PUMP	50 GPD	85 - 97%	1800 PPM	40° - 100°	10.25"	11"	14.25"	10" Dia. X 15" H
QCRO-100-PUMP	100 GPD	85 - 97%	1800 PPM	40° - 100°	10.25"	11"	14.25"	10" Dia. X 15" H

\*Actual gallons produced will vary depending on water pressure, temperature, and TDS. Pump model will provide closer to maximum gallons per day.







- *Healthy, sparkling, clear drinking water*
- *Pristine, flavorful coffee, tea and juice.*
- *Clear ice cubes*
- *Better tasting soups, sauces, and meals when prepared with R.O. water*

## DWSB Series

### Reverse Osmosis System



The DWSB Series Reverse Osmosis Drinking Water System reduces harmful contaminants and turns common tap water into the fresh, quality water that nature intended us to drink. A 5-stage system filters water at the molecular level. Drawn water passes through a final carbon filter to remove any unwanted tastes or odors. The result is simply healthier, better tasting water.

- **Environmentally sound water treatment.**
- **Cost effective:** the daily cost of bottled water will no longer be a concern.
- **Convenient:** fresh, clean water ready at your tap - no more handling of jugs.
- **Easy to maintain:** uses standard 10" cartridge filters.



### R.O. System Pre-Requirements

- Less than 7 GPG Hardness
- Less than 0.1 PPM Iron
- Less than 0.05 PPM Manganese
- No Hydrogen Sulfide
- Use only on microbiologically safe water

Model Number	Membrane Rating*	% Rejection	Max TDS	Water Temp.	Overall Dimensions			Storage Tank
					D	W	H	
DWSB-TFC-50	50 GPD	70 - 95%	800 PPM	40° - 100°	5.5"	16"	20"	10" Dia. X 15" H

\*Actual gallons produced will vary depending on water pressure, temperature, and TDS. Pump model will provide closer to maximum gallon per day.





- *Healthy, sparkling, clear drinking water*
- *Pristine, flavorful coffee, tea and juice.*
- *Clear ice cubes*
- *Better tasting soups, sauces, and meals when prepared with R.O. water*

## DWSB PERM Series

### Reverse Osmosis System



The DWSB PERM Series Reverse Osmosis Drinking Water System has increased efficiency and productivity. The waste water from the RO provides the power to drive the permeate pump. Treated water is pumped into the storage tank. The result is a remarkable increase in unit efficiency. Since the membrane can fill the storage tank much faster without the hindrance of back pressure, less water is sent to drain and more impurities are removed from the product water. It's a win-win situation.

- **Environmentally sound water treatment.**
- **Cost effective:** the daily cost of bottled water will no longer be a concern.
- **Convenient:** fresh, clean water ready at your tap - no more handling of jugs.
- **Easy to maintain:** uses standard 10" cartridge filters.



### R.O. System Pre-Requirements

- Less than 7 GPG Hardness
- Less than 0.1 PPM Iron
- Less than 0.05 PPM Manganese
- No Hydrogen Sulfide
- Use only on microbiologically safe water

Model Number	Membrane Rating*	% Rejection	Max TDS	Water Temp.	Overall Dimensions			Storage Tank
					D	W	H	
DWSB-50-PERMPUMP	50 GPD	85 - 97%	800 PPM	40° - 100°	5.5"	16"	20"	10" Dia. X 15" H

\*Actual gallons produced will vary depending on water pressure, temperature, and TDS.





- Sanitary quick-change cartridges
- Decorator faucet
- No storage tank needed
- Healthy, sparkling, clear drinking water
- Better tasting beverages, soups, and sauces

## CRS-3 Series

Quick Change Chemical Reduction System



\*Actual product style and colors may vary



\*Actual product style and colors may vary

**Cartridges pivot out for easy removal!**

The CRS-3 Series Drinking Water System reduces harmful contaminants like some bacteria, viruses, and VOC's and turns common tap water into the fresh, quality water that nature intended us to drink. A 3-stage system filters water at the molecular level. The .03µ hollow fiber membrane is made from a strong polymeric fiber that removes extremely fine sediment including colloids. The result is simply healthier, better tasting water.

- **Environmentally sound water treatment.**
- **Cost effective:** the daily cost of bottled water will no longer be a concern.
- **Convenient:** fresh, clean water ready at your tap -- no more handling of jugs.
- **No water wasted to drain.**

### CRS-3 System Pre-Requirements

- Less than 2000 ppm TDS
- Less than 200 ppm of Chlorine
- Use only on microbiologically safe water

Model Number	Max Flow*	Service Life	Max Pressure	Water Temp.
CRS-3	1 GPM	5,000 gal	125 psi	40° - 125°

\*Actual GPM produced will vary depending on water pressure, temperature, and TDS.







- Sanitary quick-change cartridges pivot for easy removal

- Decorator faucet (Model Q1-CB1 only)

- Great tasting drinking water, coffee & ice cubes

- Scale inhibitor to protect coffee machines, ice machines, & humidifiers (Model Q1-SR1 only)

- No storage tank required

## Q1 Series

Quick Change Single Cartridge System



**Model Q1-CB1**



**Model Q1-SR1**


Q1 Series, single cartridge, sanitary quick connect systems are available for taste & odor improvement of drinking water (Model Q1-CB1) or scale reduction (Model Q1-SR1) with taste & odor improvement.

Improve the flavor of water, coffee and ice cubes. Protect water using appliances such as coffee machines, ice makers and residential humidifiers from costly scale build up. Both systems reduce contaminants which have a detrimental effect on flavor and odor, such as chlorine.

Model Number	Max Flow*	Service Life	Max Pressure	Water Temp.
Q1-CB1	1 GPM	5,000 gal	80 psi	40° - 125°
Q1-SR1	1 GPM	800 gal	80 psi	40° - 125°

Dimensions				Pipe Size
Height	Bracket Holes	Width	Depth	
13"	2-1/4"	5.5"	3.5"	1/4"

\*Actual GPM produced will vary depending on water pressure, temperature, and TDS.





Sources of Contamination

- Fertilizer
- Septic Systems
- Atmosphere
- Animal Waste
- Chemical Additives

**NRS-1**

**Point-of-Use, Nitrate, Sulfate & Fluoride Reduction System**

The NRS Series filter from Sterling is specifically designed to effectively reduce nitrate, sulfate & fluoride found in water sources. The NRS-1 is an affordable and efficient way to reduce these unwanted contaminants from a point of use water source.



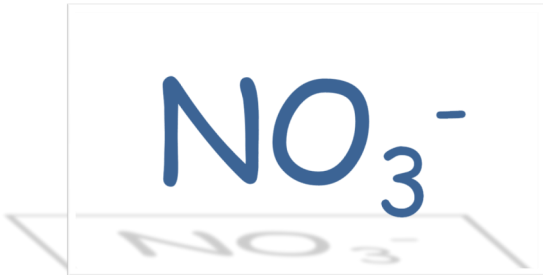
Product may vary from picture shown

- **Automatic Water Meter.** Easy set non-electric water meter shuts off outgoing water to indicate when the cartridge should be changed.
- **Cost Effective.** The daily cost of bottled water will no longer be a concern.
- **Reduces Nitrates, Sulfates & Fluorides.** Contaminants are reduced by utilizing the ion exchange process.
- **Long Reach Faucet.** Every unit contains a luxury long reach chrome faucet for elegant appearance and easy access to your treated water.
- **Easy to Change Filters.** Every housing includes a easy access wrench for cartridge changing.
- **Depressurizing Button.** A red button is included on all housings for quick depressurizing of the system when changing filters.
- **Easy Installation.** All systems include a wrench, bracket, water meter, luxury faucet, tubing, shut-off valves, fittings, and a saddle valve for a quick, no hassle, no mess install.

**NRS Series Nitrate, Sulfate & Fluoride Filter**

Model Number	Inlet/Outlet	Max Flow Rate	Overall Height (Inches)	Water Temp.	Max Pressure
NRS-1	1/4"	1.0 GPM	14"	40° - 125°	100 psi

NOTE: 20 ppm max. nitrate, 0.05 ppm max. iron, 1 grain max. hardness.



# STERLING

WATER TREATMENT

## Sources of Contamination

- Pesticides
- Herbicides
- Insecticides
- Lead Pipes
- Industrial Waste
- Natural Arsenic Deposits

## **HMX-1**

### **Heavy Metals Reduction System**

## **Point of Use Heavy Metals Reduction**

The HMX-1 heavy metals reducer from Sterling is designed to effectively treat most common heavy metal contamination found in potable water sources. The HMX-1 is an affordable and efficient way to reduce unwanted heavy metals from a point-of-use water source.

- **Automatic Water Meter.** Easy set non-electric water meter shuts off outgoing water to indicate when the cartridge should be changed.
- **Nonhazardous Disposal.** Media can be disposed as solid waste due to non-leaching material.
- **Cost Effective.** The daily cost of bottled water will no longer be a concern.
- **Reduces Heavy Metals.** Patented material used for reduction of arsenic 3, arsenic 5, lead, cadmium, copper, antimony, mercury, zinc, nickel and selenium.
- **Removal Efficiency.** Up to 99+% reduction of most typical levels of heavy metals.
- **Long Reach Faucet.** Every unit contains a luxury long reach chrome faucet for elegant appearance and easy access to your treated water.
- **Easy to Change Filters.** Every housing includes a easy access wrench for cartridge changing.
- **Depressurizing Button.** A red button is included on all housings for quick depressurizing of the system when changing filters.
- **Easy Installation.** All systems include a wrench, bracket, water meter, luxury faucet, tubing, shut-off valves, fittings, and a saddle valve for a quick, no hassle, no mess install.



Product may vary from picture shown

## **HMX-1 Heavy Metals Filter**

Model Number	Inlet/Outlet	Max Flow Rate	Overall Height (Inches)	Water Temp.	Max Pressure
HMX-1	1/4"	0.5 GPM	14"	40° - 125°	100 psi

NOTE: 0.1 ppm max. iron, 8.0 max. pH, 0.01 ppm max. manganese, 30 ppm max. silica, ≥ 5 grain hardness preferred; required if silica is present.





## **S500SS**

### **Scale Inhibitor System**



**Reduces scale buildup in tankless and conventional water heaters**

- **Flow Rate.** 10 gpm.
- **Stainless Steel Tee.** 3/4" Tee. Sturdy, will not rust or corrode.
- **Long Life.** Replace cartridge every 6 months.
- **Wide Temperature Range.** 40-100 degree F.
- **Easy Change.** Threaded cartridge with O-ring.
- **Operating Pressure.** 30-100 PSI.

NOTE 1: This system is not necessary if the water heater is protected by ion exchange water softener.

NOTE 2: If the water hardness is above 15 grains per gallon an ion exchange water softener is highly recommended.



**Replacement Cartridge**



Drinking Water  
And  
Whole House



# *Cartridge Filters*



**...THE NEXT GENERATION**



[www.sterlingwatertreatment.com](http://www.sterlingwatertreatment.com)

# Sediment Cartridges



Hot Water Version  
• With stainless steel core



## Polypropylene String Wound

- Ideal for well water installations
- Depth filtration
- Reduction of sand, silt, scale, & rust particles
- Maximum temperature 100°F
- Individually shrink wrapped

## Poly-Bonded

- 100% polypropylene construction
- Micro-fiber design
- With stands high pressure differentials
- Provides depth filtration
- Maximum temperature 140°F
- Individually shrink wrapped

## Grooved Poly-Bonded

- Provides a gradient density for high dirt-holding capacity superior sediment filtration
- 100% pure polypropylene
- Large surface area
- Excellent bacteria & chemical resistance
- Maximum temperature 140°F
- Individually shrink wrapped

Part Number	Size D x L	Micron Rating	Max Flow	Case Qty	Part Number	Size D x L	Micron Rating	Max Flow	Case Qty	Part Number	Size D x L	Micron Rating	Max Flow	Case Qty
SW1001-24	2.5 x 10	1	8 gpm	24	PB0505-24	2.5 x 05	5	3 gpm	24	GB0505-24	2.5 x 05	5	3 gpm	24
SW1005-24	2.5 x 10	5	8 gpm	24	PB0510-24	2.5 x 05	10	3 gpm	24	GB0510-24	2.5 x 05	10	3 gpm	24
SW1010-24	2.5 x 10	10	10 gpm	24	PB0520-24	2.5 x 05	20	3 gpm	24	GB0520-24	2.5 x 05	20	3 gpm	24
SW1020-24	2.5 x 10	20	10 gpm	24	PB1005-24	2.5 x 10	5	10 gpm	24	GB1005-24	2.5 x 10	5	10 gpm	24
SW2005-30	2.5 x 20	5	16 gpm	30	PB1010-24	2.5 x 10	10	10 gpm	24	GB1010-24	2.5 x 10	10	10 gpm	24
SW2010-30	2.5 x 20	10	20 gpm	30	PB1020-24	2.5 x 10	20	10 gpm	24	GB1020-24	2.5 x 10	20	10 gpm	24
SW2020-30	2.5 x 20	20	20 gpm	30	PB2005-24	2.5 x 20	5	20 gpm	24	GB2005-24	2.5 x 20	5	20 gpm	24
SWJ1005-9	4.5 x 10	5	12 gpm	9	PB2010-24	2.5 x 20	10	20 gpm	24	GB2010-24	2.5 x 20	10	20 gpm	24
SWJ1010-9	4.5 x 10	10	12 gpm	9	PB2020-24	2.5 x 20	20	20 gpm	24	GB2020-24	2.5 x 20	20	20 gpm	24
SWJ1020-9	4.5 x 10	20	12 gpm	9	PBJ1005-9	4.5 x 10	5	12 gpm	9	GBJ1005-9	4.5 x 10	5	12 gpm	9
SWJ2005-9	4.5 x 20	5	24 gpm	9	PBJ1010-9	4.5 x 10	10	12 gpm	9	GBJ1010-9	4.5 x 10	10	12 gpm	9
SWJ2010-9	4.5 x 20	10	24 gpm	9	PBJ1020-9	4.5 x 10	20	12 gpm	9	GBJ1020-9	4.5 x 10	20	12 gpm	9
SWJ2020-9	4.5 x 20	20	24 gpm	9	PBJ2005-9	4.5 x 20	5	24 gpm	9	GBJ2005-9	4.5 x 20	5	24 gpm	9
SW1005-24-HT	2.5 x 10	5	8 gpm	24	PBJ2010-9	4.5 x 20	10	24 gpm	9	GBJ2010-9	4.5 x 20	10	24 gpm	9
					PBJ2020-9	4.5 x 20	20	24 gpm	9	GBJ2020-9	4.5 x 20	20	24 gpm	9



# Sediment Cartridges



## Polyester Pleated

- Cleanable & reusable
- Excellent for municipal & well water
- Large surface area
- High flow rates
- Resistant to bacterial growth
- Maximum Temp. 100°F
- Individually wrapped



## Cellulose Pleated

- Economically priced sediment cartridge for municipal/ chlorinated water only (not recommended for well water)
- Maximum Temp. 100°F
- Individually wrapped

Part Number	Size D x L	Micron Rating	Max Flow	Case Qty
PP1005-24	2.5 x 10	5	12 gpm	24
PP1010-24	2.5 x 10	10	12 gpm	24
PP1020-24	2.5 x 10	20	12 gpm	24
PP2005-24	2.5 x 20	5	24 gpm	24
PP2010-24	2.5 x 20	10	24 gpm	24
PP2020-24	2.5 x 20	20	24 gpm	24
PPJ1005-9	4.5 x 10	5	20 gpm	9
PPJ1010-9	4.5 x 10	10	20 gpm	9
PPJ1020-9	4.5 x 10	20	20 gpm	9
PPJ2005-9	4.5 x 20	5	35 gpm	9
PPJ2010-9	4.5 x 20	10	35 gpm	9
PPJ2020-9	4.5 x 20	20	35 gpm	9

Part Number	Size D x L	Micron Rating	Max Flow	Case Qty
PC1005-24	2.5 x 10	5	12 gpm	24
PC1010-24	2.5 x 10	10	12 gpm	24
PC1020-24	2.5 x 10	20	12 gpm	24
PC2005-24	2.5 x 20	5	24 gpm	24
PC2010-24	2.5 x 20	10	24 gpm	24
PC2020-24	2.5 x 20	20	24 gpm	24
PCJ1005-9	4.5 x 10	5	20 gpm	9
PCJ1010-9	4.5 x 10	10	20 gpm	9
PCJ1020-9	4.5 x 10	20	20 gpm	9
PCJ2005-9	4.5 x 20	5	35 gpm	9
PCJ2010-9	4.5 x 20	10	35 gpm	9
PCJ2020-9	4.5 x 20	20	35 gpm	9

# Inline Carbon Filters




## Inline Filters

- 6" & 10" lengths available
- Choice of threaded or quick release connectors
- 1/4" and 3/8" connections
- Maximum Temp. 100°F
- Maximum Pressure 80 psi

Part Number	Inlet/Outlet	Micron Rating	Max Flow	Length	Case Qty
IC06Q-12	1/4" QC	5	1 gpm	6"	12
IC06Q-38	3/8" QC	5	1 gpm	6"	1
IC06T	1/4" FNPT	5	1 gpm	6"	1
IC10Q-12	1/4" QC	5	1 gpm	10"	12
IC10T-12	1/4" FNPT	5	1 gpm	10"	12

# Taste & Odor Cartridges



## Granular Activated Carbon

- Total flow through design provides extended contact time for better taste, odor, and chlorine reduction
- Top grade coconut shell carbon has a wide range of pore sizes to remove more types of contaminants
- Maximum temperature 100°F
- Individually shrink wrapped

Part Number	Size D x L	Micron Rating	Max Flow	Case Qty
GAC10-20	2.5 x 10	10	2.5 gpm	20
GAC20-20	2.5 x 20	10	4 gpm	20
GACJ10-9	4.5 x 10	10	5 gpm	9
GACJ20-9	4.5 x 20	10	8 gpm	9

## Carbon Block

- Radial flow design provides superior flow rates
- 5 Micron construction acts as a sediment filter
- Excellent taste, odor, and chlorine removal
- No carbon fines are released
- Maximum temperature 140°F
- Individually shrink wrapped

Part Number	Size D x L	Micron Rating	Max Flow	Case Qty
CB0505-24	2.5 x 5	5	3 gpm	24
CB1005-24	2.5 x 10	5	6 gpm	24
CB2005-24	2.5 x 20	5	12 gpm	24
CBJ1005-9	4.5 x 10	5	8 gpm	9
CBJ2005-9	4.5 x 20	5	16 gpm	9

## Specialty Cartridges



### Heavy Metals Cartridge

- Replacement cartridge for the ARS-1 & HMX-1
- Maximum temperature 100°F
- Non-leaching material for safe disposal

Part Number	Size D x L	Case Qty
HMRC10	2.5 x 10	1



### Nitrate Cartridge

- Replacement cartridge for the NRS-1
- Maximum temperature 100°F
- Reduces nitrates

Part Number	Size D x L	Case Qty
NRC10	2.5 x 10	1

## Replacement Packages for Drinking Water Systems

Part Number	Used with Sterling RO System	Filters Included
ROCP-B	DWSB-TFC-50, DWSB-50-PUMP, DWSB-50-PermPump	PB1005 Poly-Bonded Sediment Filter GAC10 Granular Activated Carbon Filter CB1005 Carbon Block Filter IC10Q, IC10T Inline Post Carbon Filter
ROQC-B	QCRO-50 QCRO-50-PUMP	QCF-S Sediment Filter QCF-GAC Granular Activated Carbon Filter QCF-CB Carbon Block Filter IC10Q Inline Post Carbon Filter
ROCRS-B	CRS-3	QCF-S Sediment Filter QCF-CB Carbon Block Filter QCF-UF UF Membrane Filter



Drinking Water  
And  
Whole House

# STERLING

WATER TREATMENT

## Cartridge Filter Housings

**STERLING**  
WATER TREATMENT

**HJ10-1**  
10" High Flow Water Filter Housing



1" Connections  
Wrench Included  
Accepts  
10" x 4-1/2" Cartridges

**STERLING**  
WATER TREATMENT

**HC34**  
10" Filter Housing



3/4" Connections  
Wrench Included  
Accepts  
10" x 2-1/2" Cartridges

**STERLING**  
WATER TREATMENT

**HJ20-1**  
20" Water Filter Housing



1" Connections  
Wrench Included  
Accepts  
20" x 4-1/2" Cartridges

**STERLING**  
WATER TREATMENT

**VHC34**  
10" High Valve-In-Head Water Filter Housing



3/4" Connections  
Wrench Included  
Accepts  
10" x 2-1/2" Cartridges

## Drinking Water Systems

...THE NEXT GENERATION





# 3/4" Filter Housings

## HC34

Wrench	O-Ring	Bracket
WR-HC	OR-HC	BRK-HC

- 3/4" inlet/outlet housing
- Includes: wrench & pressure relief
- Whole house applications
- Accepts 2-1/2" x 10" cartridges
- Max Flow: 8 gpm
- Maximum pressure: 60 psi
- Maximum temperature: 100°F

NOTE: Flow rate will vary greatly depending on cartridge filter installed

## HW34

Wrench	O-Ring	Bracket
WR300	ORVH	BRK-1020

- 3/4" inlet/outlet housing
- Includes: wrench & pressure relief
- Whole house applications
- Accepts 2-1/2" x 10" cartridges
- Max Flow: 8 gpm
- Maximum pressure: 100 psi
- Maximum temperature: 100°F

NOTE: Flow rate will vary greatly depending on cartridge filter installed

## VHC34

Wrench	O-Ring	Bracket
WR-VHC	OR-VHC	BRK-VHC

- Valve-in-head 3/4" inlet/outlet
- Includes: wrench
- Turning the valve closes both inlet & outlet and relieves the pressure simultaneously
- Accepts 2-1/2" x 10" cartridges
- Max Flow: 6 gpm
- Maximum pressure: 100 psi
- Maximum temperature: 100°F

NOTE: Flow rate will vary greatly depending on cartridge filter installed

Wrench	O-Ring	Bracket
WR400	OR3420-CLEAR	BRK-1020

## HL34

Wrench	O-Ring	Bracket
WR400	OR3420	BRK-1020

- 3/4" inlet/outlet housing
- Includes: wrench & pressure relief
- White sump
- Accepts 2-1/2" x 20" cartridges
- Max Flow: 15 gpm
- Maximum pressure: 100 psi
- Maximum temperature: 100°F

NOTE: Flow rate will vary greatly depending on cartridge filter installed

## HOT34

Wrench	O-Ring	Bracket
WR300	OR3420	BRK-1020

- 3/4" inlet/outlet hot water housing
- Includes: wrench & pressure relief
- Max Flow: 8 gpm
- Maximum pressure: 100 psi
- Maximum temperature: 175°F

NOTE: Flow rate will vary greatly depending on cartridge filter installed

# 1/4" Filter Housings

## USH05

Wrench	O-Ring
WR200	ORUSH



- 1/4" inlet/outlet housing
  - Includes: 3/8" adapters, bracket & wrench
  - Ideal for single faucet installations
  - Accepts 2-1/2" x 5" cartridges
  - Max Flow: 3 gpm
  - Maximum pressure: 100 psi
  - Maximum temperature: 100°F
- NOTE: Flow rate will vary greatly depending on cartridge filter installed

## USH10

Wrench	O-Ring
WR200	ORUSH



- 1/4" inlet/outlet housing
  - Includes: 3/8" adapters, bracket & wrench
  - Ideal for single faucet installations
  - Accepts 2-1/2" x 10" cartridges
  - Max Flow: 3 gpm
  - Maximum pressure: 100 psi
  - Maximum temperature: 100°F
- NOTE: Flow rate will vary greatly depending on cartridge filter installed

# 1" High Flow Filter Housings

## HJ10-1

Wrench	O-Ring	Bracket
WR500	ORBB	BRK-J



- 1" inlet/outlet housing
  - Includes: wrench & pressure relief
  - White sump
  - Suitable for high flow applications
  - Accepts 4-1/2" x 10" cartridges
  - Max Flow: 25 gpm
  - Maximum pressure: 100 psi
  - Maximum temperature: 100°F
- NOTE: Flow rate will vary greatly depending on cartridge filter installed

## HJ10-CLEAR

Wrench	O-Ring	Bracket
WR500	ORBB-CLEAR	BRK-J



- 1" inlet/outlet housing
  - Includes: wrench & pressure relief
  - Clear sump
  - Suitable for high flow applications
  - Accepts 4-1/2" x 10" cartridges
  - Max Flow: 25 gpm
  - Maximum pressure: 80 psi
  - Maximum temperature: 100°F
- NOTE: Flow rate will vary greatly depending on cartridge filter installed

## HJ20-1

Wrench	O-Ring	Bracket
WR500	ORBB	BRK-J



- 1" inlet/outlet housing
  - Includes: wrench & pressure relief
  - White sump
  - Suitable for high flow applications
  - Accepts 4-1/2" x 20" cartridges
  - Max Flow: 35 gpm
  - Maximum pressure: 100 psi
  - Maximum temperature: 100°F
- NOTE: Flow rate will vary greatly depending on cartridge filter installed

## HJ20-CLEAR

Wrench	O-Ring	Bracket
WR500	ORBB-CLEAR	BRK-J



- 1" inlet/outlet housing
  - Includes: wrench & pressure relief
  - Clear sump
  - Suitable for high flow applications
  - Accepts 4-1/2" x 20" cartridges
  - Max Flow: 35 gpm
  - Maximum pressure: 80 psi
  - Maximum temperature: 100°F
- NOTE: Flow rate will vary greatly depending on cartridge filter installed

# 1.5" High Flow Filter Housings

## HJ10-15

Wrench	O-Ring	Bracket
WR500	ORBB	BRK-J



- 1.5" inlet/outlet housing
  - Includes: wrench & pressure relief
  - White sump
  - Suitable for high flow applications
  - Accepts 4-1/2" x 10" cartridges
  - Max Flow: 25 gpm
  - Maximum pressure: 100 psi
  - Maximum temperature: 100°F
- NOTE: Flow rate will vary greatly depending on cartridge filter installed

## HJ20-15

Wrench	O-Ring	Bracket
WR500	ORBB	BRK-J



- 1.5" inlet/outlet housing
  - Includes: wrench & pressure relief
  - White sump
  - Suitable for high flow applications
  - Accepts 4-1/2" x 20" cartridges
  - Max Flow: 35 gpm
  - Maximum pressure: 100 psi
  - Maximum temperature: 100°F
- NOTE: Flow rate will vary greatly depending on cartridge filter installed

# Drinking Water Systems

## Reverse Osmosis Systems



### DWSB-TFC-50

**5 Stage Reverse Osmosis System**  
5 Micron Sediment, GAC, Carbon Block, 50 gpd Membrane, and GAC post filter.



### QCRO-50

**5 Stage Reverse Osmosis System**  
Sanitary Quick Change Cartridges. Fast & Simple cartridge replacement.



### CRS-3

**Cyst, Virus & Chemical Reduction System**

## Specialty Systems



**RO-LSV**  
Leak Detector Stop Valve



**HMX-1**  
Heavy Metals Reduction System  
With metered auto shut-off



**NRS-1**  
Nitrate Reduction System  
With metered auto shut-off



**Q1-CB1**  
Sanitary Quick Change Carbon Block



**Q1-SR1**  
Sanitary Quick Change Scale Inhibitor & Carbon



**S500SS**  
Scale Inhibitor System

## Pump Model R.O. Systems



**DWSB-50-PermPump**  
4 Stage Reverse Osmosis System  
Permeate Pump for higher line pressure and increased volume output.



**QCRO-50-PUMP**  
5 Stage Reverse Osmosis System  
Quiet booster pump increases water pressure to improve water quality and quantity.





Drinking Water  
And  
Whole House



## ***PC Series UV Sterilizing***



**Reliable  
UV Protection**

**...THE NEXT GENERATION**



[www.sterlingwatertreatment.com](http://www.sterlingwatertreatment.com)

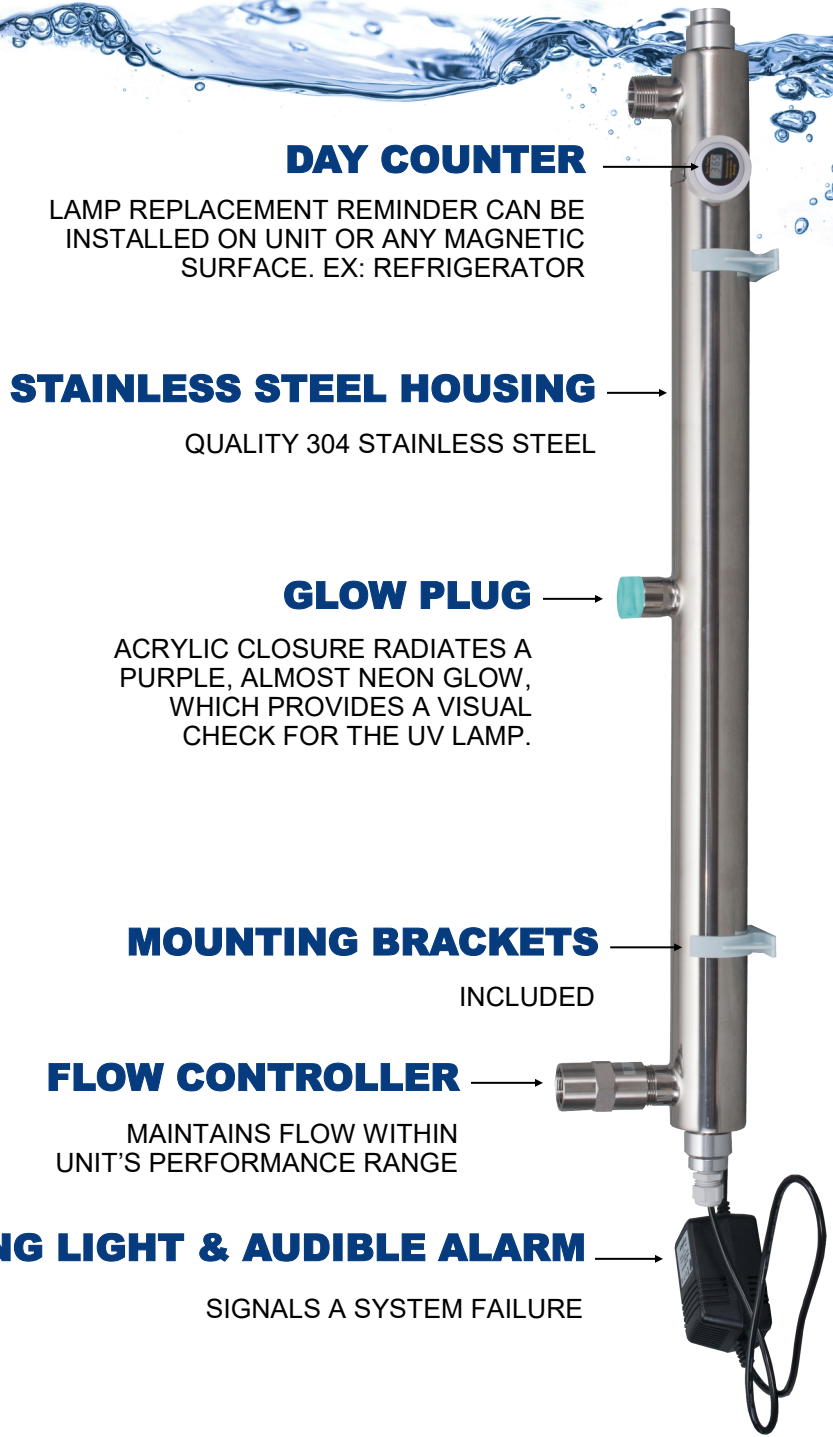
# PC SERIES

## UV STERILIZING SYSTEMS



### PEACE OF MIND

STERLING PC Series germicidal UV system will give you and your family peace of mind. The system protects the water that enters your home by sterilizing the bacteria that may invade the resource that is so very vital to everyday life.



#### DAY COUNTER

LAMP REPLACEMENT REMINDER CAN BE INSTALLED ON UNIT OR ANY MAGNETIC SURFACE. EX: REFRIGERATOR

#### STAINLESS STEEL HOUSING

QUALITY 304 STAINLESS STEEL

#### GLOW PLUG

ACRYLIC CLOSURE RADIATES A PURPLE, ALMOST NEON GLOW, WHICH PROVIDES A VISUAL CHECK FOR THE UV LAMP.

#### MOUNTING BRACKETS

INCLUDED

#### FLOW CONTROLLER

MAINTAINS FLOW WITHIN UNIT'S PERFORMANCE RANGE

#### WARNING LIGHT & AUDIBLE ALARM

SIGNALS A SYSTEM FAILURE

Model Number	Max Flow Rate	Voltage	KW @ 120V	AMP @ 120V	Dimensions	Pipe Size	Dosage
UVPC-12	12 gpm	120V @ 60Hz	0.02—0.04	0.17—0.33	37"L x 2.5"W x 4.3"D	1"	16+ mJ/cm <sup>2</sup>
UVPC-20	20 gpm				38"L x 4.8"W x 5.6"D		30+ mJ/cm <sup>2</sup>





- Durable Carry Case
- Light Weight And Compact
- Fast Accurate Results
- Covers Top 3 Water Quality Issues

## TK192401

Field Analysis Test Kit



**TK192401**  
- HARDNESS  
- IRON  
- pH

### Fast and Accurate Water Testing

Knowing what's in your water is the first step to determine the best course for treatment. A well equipped field analysis test kit is a great tool for either a first test or for verifying/troubleshooting existing equipment. These kits come with a variety of solutions and reagents for testing the big 3: Hardness, Iron and pH.

Full Kit	
Part #	Description
TK192401	Water Test Kit
Replacement Reagents	
3600-2025	Hardness #1 Reagent, 1 oz
3600-2003	Hardness #1 solution, 16 oz
3600-2027	Hardness #2 Reagent, 1 oz
3600-2006	Hardness #2 solution, 16 oz
3600-2029	Hardness #3 Reagent, 1 oz
2009	Hardness #3 Solution, 16 oz
3600-2105	Iron Reagent, Foil Pack, 5 ml
3600-2031	pH Indicator, 1 oz
3600-2021	pH wide range solution, 16 oz
43901	Square mixing bottle, 25 mL







- *Easy To Read Comparitor*
- *Light Weight And Compact*
- *Simply Test Procedure*
- *On The Job Results*

**P-70**  
Sulfide Test Kit



Though often times the most accurate choice, sending water samples into a lab for testing can be time consuming. For a quick and accurate alternative the P-70 Sulfide Test Kit by LaMotte®, is great for quickly measuring the amount of sulfide while on the job. This kit will measure sulfides within the range of 0.2 ppm up to 20.0 ppm.

Full Kits	
Part #	Description
P-70	Sulfide Test Kit
Replacement Reagents	
4458-G	Sulfide Reagent A, 30 mL
4459-E	Sulfide Reagent b, 15 mL
4460-H	Sulfide Reagent c, 60 mL



# STERLING

WATER TREATMENT



Make Sure To  
Never Run Out  
Of Soft Water!



**Smart LED:**  
Status indicator

**Button:**

- To put the device into **setup mode** during initial setup
- To mute and un-mute the device in normal operation

**Speaker:**  
For audio alarm

- **No-app required**
- **2.4 GHz Wi-Fi network connected - receive Email & SMS text message alerts**
- **Monitor from your smartphone, tablet, or computer — Anytime, Anywhere!**
- **Historical salt usage (live, daily, weekly, monthly, yearly)**
- **Quick and easy set-up**
- **Patent pending laser sensing**



**Universal Mounting:**  
Mounts on  
top of water  
softener salt  
tank lid





**IMX Series**



**SWS1 Series**



**PWS1 Series**



Available Features			
High Flow	✓	✓	✓
HE Compatible	✓	✓	✓
Extensive History & Usage Info	✓	✓	✓
1"-1¼" Plumbing Capable	✓	✓	✓
Proprietary	✗	✓	✓
Adjustable Cycle Times	✗	✓	✓
Adjustable Cycle Sequencing	✗	✗	✓
Remote Start	✗	✗	✓
Contractor Contact Info Displayed	✗	✗	✓
CI Generator Compatible	✗	✗	✓
MAV Valve Capable	✗	✗	✓
Auxiliary Relays	✗	✗	✓
Backlight Display	✗	✗	✓
Ozone Generator Capable	✗	✗	✓
AIO Capable	✗	✗	✓



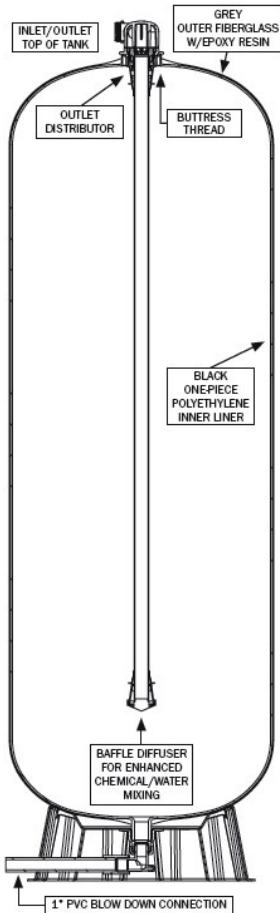


# STERLING

WATER TREATMENT

## RT Series

### Retention Tanks



### FEATURES:

- Convenient Inlet/Outlet piping connection at the top of the tank.
- Inlet/Outlet Adapter easily accommodates the use of a vacuum breaker.
- Inlet/Outlet Buttress thread for strength.
- Bypass valve option available.
- Full 1" blow down drain at lowest part of tank.
- 360° degree drain orientation.
- Black one piece polyethylene liner for impact and corrosion resistance.
- 5 year limited warranty.
- Made from NSF listed and/or compliant materials.


### SPECIFICATIONS:

- Maximum Operating Pressure 75 psi/517 kPa
- Maximum Operating Temperature 120°F 49°C

Model Number	Volume (gal)	Tank Assembly Diameter (in)	Tank Assembly Height (in)	Shipping Weight (lbs)
RT80	80	21"	67.5"	66
RT120	120	24"	78.5"	80

### FITTINGS INCLUDED:

1 1/4" x 1 1/2" PVC Straight Solvent Fitting Kit and  
1 1/4" Plastic Straight Male NPT Fittings



# STERLING

WATER TREATMENT

*The Duke aerator utilizes aeration for the removal/reduction of gases from potable water. Aeration is the best known method for the safe removal of these gases without the use of chemical agents.*

## **Duke Aerator**

**Gas Diffusion System**



### **HOW IT WORKS:**

Raw well water enters the unit and is sprayed out of 6 special non-clogging nozzles. This creates a fine mist, which allows for the releasing of gases from the water.

These gases include:

- Radon
- Volatile Organic Compounds
- Carbon Dioxide
- Odors

### **OTHER BENEFITS INCLUDE:**

- Indoor cover with exhaust blower
- Bottom drain port for easier system cleaning
- Reduction of annoying odors
- Years of low-cost operation
- Durable, high density polyethylene blow molded construction
- Made with FDA approved components
- Twist top accessibility
- Movable base
- Flat inlet outlet connection areas
- 1/2 HP submersible 115V pump for re-pressurization
- Built-in run dry protection

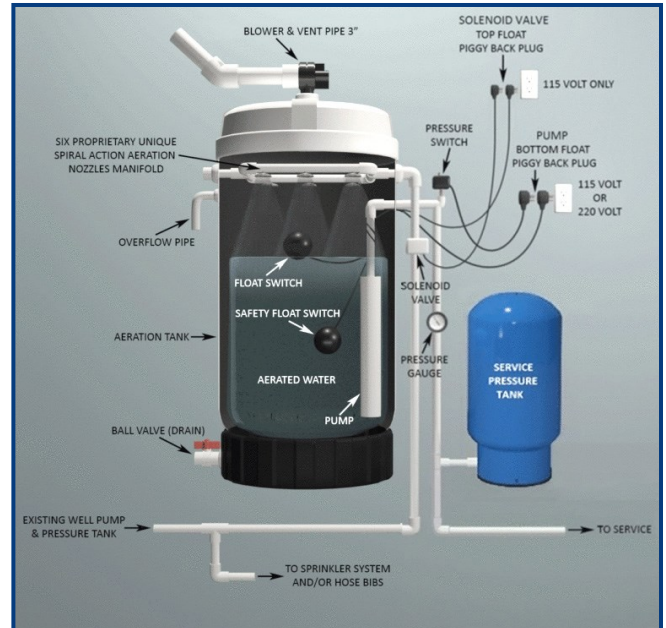


# Duke Aerator

## Gas Diffusion System Specifications

Model Number	Inlet/Outlet Pipe	Inlet Flow Rate	Outlet (exhaust)	Height	Width	Weight Empty	Max Storage	Total Weight Full
AERO1IRM-L-PT	1" PVC	40 gpm max	3"	70"	40"	110 lbs.	130 gallons	920 lbs.

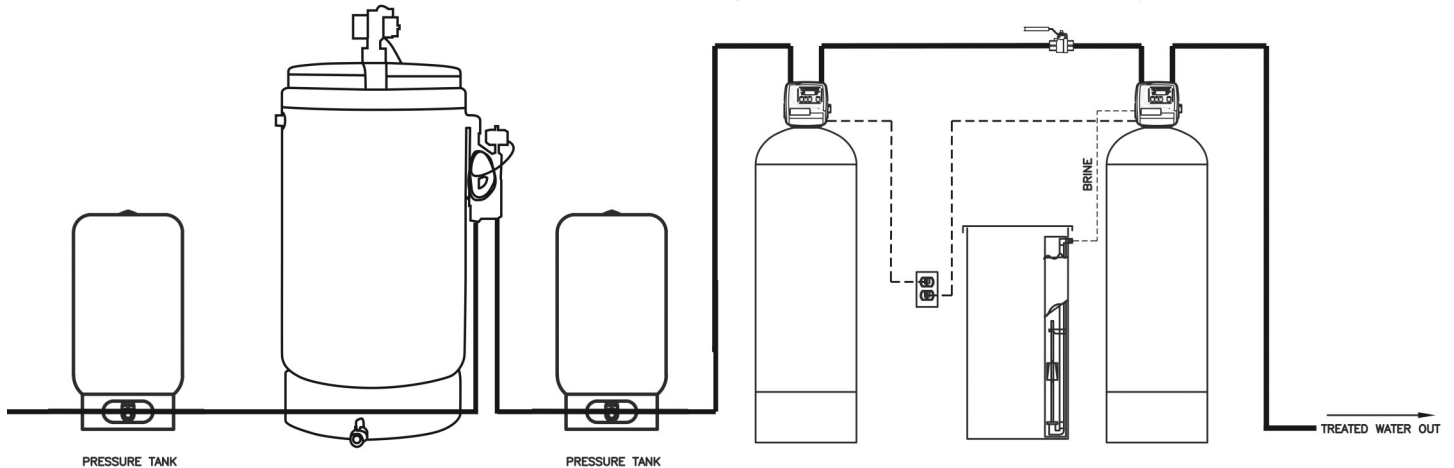
Voltage	Amp	Pump
110 volts	11 amp	1/2 hp 20 gpm submersible



When considering installation of aeration units, other water quality issues must be taken into account as well, such as levels of iron, manganese and other contaminants. Water with high levels of these types of contaminants may need to be pre-treated in order to prevent clogging the aeration unit. Disinfection equipment may also be recommended since some aeration units can allow bacterial contamination into the water system. Contact your dealer for the recommended filtration system.

**Note: System not to be used on water with flammable or explosive gases.**

Potential application when multiple filtration stages are required based on water quality.





Item Number	Description	Function
A05P	Activated Carbon, 1/2 cubic foot pail	Taste and Odor Removal, Dechlorination, Volatile Organic Reduction
A10	Activated Carbon, 1 cu.ft.	Taste and Odor Removal, Dechlorination, Volatile Organic Reduction
A520E	Nitrate Removal Resin, 1 cu.ft. Bag	Nitrate and Sulfate Removal
ACC05P	Catalytic Carbon, 1/2 cubic foot pail	Taste and Odor Removal, Hydrogen Sulfide and Volatile Organic Reduction
ACC10	Centaur Activated Carbon, 1 cu. ft.	Taste and Odor Removal, Hydrogen Sulfide and Volatile Organic Reduction
HMX10	Heavy Metal (Arsenic & Lead) Media, 1 cu. ft. Box	Arsenic, Lead and Copper reduction
B05P	Birm, 1/2 cubic foot pail	Iron Reduction
B10	Birm, 1 cu. ft. Bag	Iron Reduction
C05P	Calcite, 1/2 cubic foot pail	PH Elevation (Use in Upflow and Backwashing Filters)
CX05P	Magnesium Oxide, 1/2 cubic foot pail	PH Elevation
CRH05P	Chlorine Resistant Resin .5 cu. ft. Pail	Chlorine Tolerant Resin for city usage or Chlorine generating systems.
C150	Chlorine Resistant Resin 1 cu. ft. Bag	Chlorine Tolerant Resin for city usage or Chlorine generating systems.
FA05P	Filter Ag, 1/2 cubic foot pail	Turbidity (cloudiness) removal, 20 micron filtration
FA10	Filter Ag, 1 cu.ft.	Turbidity (cloudiness) removal, 20 micron filtration
A8042	Greensand, 0.5 cu ft, bag	Iron and Sulfur Reduction (requires potassium permanganate regeneration)
H05P	High Capacity Resin, 0.5 cu ft, pail	Cation Resin for Hardness Reduction
H10	High Capacity Resin, 1 cu.ft. bag	Cation Resin for Hardness Reduction
IP05	Iron Pro Media, 0.5 cu ft, pail	Iron Filtration (Use in OXY3 and PIF1 Series Iron Filters)
IP05M	"M" Bed Iron Pro Filter Media, 0.5 cu ft, pail	Iron and Manganese Filtration and pH Elevation(Use in OXY3 and PIF1 Series)
MPH0408	MpH Adder, 3.5 lb. bottle, case of eight	pH Elevation (Use in OXY3 and PIF1 Series)
N05	Neutralizer Media, 0.5 cu ft, pail	PH Elevation (Use in Upflow and Backwashing Filters)
OXY05P	OXY3 Media, 1/2 cubic foot pail	Iron Filtration (Use in OXY3 Series Iron Filters when no pH elevation required)
PKF65N	Potassium Permanganate, 5 lb. Bottle, Case of 6	Regenerate Greensand Filter Media
PRO12N	Pro Rust Out, 1.5# Bottle, Case of 12	Water Softener Resin Cleaner
PRO50N	Pro Rust Out, 50 lb.	Water Softener Resin Cleaner
PRO65N	Pro Rust Out, 5# Bottle, Case of 6	Water Softener Resin Cleaner
QC20	20# 1/4" x 1/8" gravel	Base for Media
QC50	Gravel, 1/4" x 1/8", 50lbs.	Base for Media
QFS05P	Filter Sand, 1/2 cubic foot pail	Turbidity (cloudiness) removal, 20 micron filtration
T05P	Tanex Media, 0.5 cubic foot pail	Anion Exchange Resin for Tannin Reduction (color removal)
Tanex	Standard Tanin Removal Resin, 1 cubic foot bag	Anion Exchange Resin for Tannin Reduction (color removal)
UHE05P	High Efficiency Resin, 0.5 cu ft, pail	High Efficiency Cation Resin for hardness reduction and reduced salt usage
UHE10	Ultra High Efficiency Softening Resin, 1.0 cu. ft.	High Efficiency Cation Resin for hardness reduction and reduced salt usage
ZEO10	Zeolite, 50 lb bag, 1 cubic bag	Turbidity, 5 micron filtration, Ammonia reduction, Minor softening
Z05P	Zeolite, 1/2 cubic foot pail	Turbidity, 5 micron filtration, Ammonia reduction, Minor softening

